

OLC WEEKLY LEARNING PLAN (FS2)



**Hello Children,**  
**This week our story focus is: “The Magic Paint Brush.” Mrs Wong is also going to teach us all about Lunar New Year!**  
**We will be continuing to practise our Key Instant Recall Fact for Maths: To count beyond 20.**  
**Our Catholic Social Teaching for this half term is: Subsidiarity.**







*Tricky words to learn to read at home: I, to, no, go, the, into.*

<b>Teachers:</b> <b>TLSAs:</b>	Mrs Monington / Mrs Haycock. Mrs Day Mrs Attwood (FS2HM) AM. Mrs Wong (FS2B) Miss Moir (Afternoons - Wed, Thurs, Fri)	<b>Year:</b>	FS2	<b>Date:</b>	WB 27 <sup>th</sup> January 2025.
-----------------------------------	--	--------------	-----	--------------	-----------------------------------

	MONDAY	TUESDAY	WEDNESDAY Lunar New Year	THURSDAY	FRIDAY
<b>Phonics Bug Club</b> <b>Phase 3 Set 2</b>	LO – To learn to read phase 2 tricky words.				
	L.O: To learn: y	L.O: To learn: z	L.O: To learn: zz.	L.O: To learn: qu	L.O: To learn to read a short caption.



OLC WEEKLY LEARNING PLAN (FS2)


 <p><b>Mathematics</b> <b>Power Maths.</b> <b>Unit 9: Addition to 10.</b></p>	<p>Learning focus To recap the language of parts and whole</p>	<p>Learning focus To combine two parts to make a whole</p>	<p>Learning focus To identify the whole</p> 	<p>Learning focus To explore misconceptions using the part whole model</p>	<p>Learning focus To use the part whole model to 10.</p> 
	<p>Communication, Language and Literacy.</p>	<p>RE</p>	<p>Wellbeing Wednesday PSHE Jigsaw</p>	<p>Physical Development</p>	<p>Communication, Language and Literacy - Reading Focus</p>
<p>L.O: To learn new vocabulary. To engage in story times. To develop social phrases.</p>	<p>L.O: To listen to the story of the presentation of Jesus.</p>	<p>L.O: To have a positive attitude</p>	<p>L.O: To explore stance.</p>	<p>L.O.: To write recognisable letters. To write initial sounds.</p>	<p>L.O.: To write recognisable letters. To write initial sounds.</p>
<p>To listen to the story of the week Activity: Discuss the magic paintbrush. Discuss what you do if you had one?</p>	<p>Listen to the story of the presentation. To know that Jesus was called the Light of the World on this occasion. <a href="https://www.youtube.com/watch?v=ho_3gvIwzbw">https://www.youtube.com/watch?v=ho_3gvIwzbw</a></p>	<p>Jigsaw Lesson 4: Jigsaw Piece 4 To use kind words to encourage people. To learn how to overcome obstacles with support.</p>	<p>Lesson 4: Balance on a rope  To begin moving, running and jumping around and over the lines/ropes. To develop</p>	<p>Activity: Draw a picture of Shen. What words would you use to describe her? Mark make the words around her.</p>	<p>Activity: Draw a picture of Shen. What words would you use to describe her? Mark make the words around her.</p>

OLC WEEKLY LEARNING PLAN (FS2)

				balance skills on a rope.	
<b>11.45 – 11.55 Daily Worship</b>	Daily Worship – Gospel Gospel: Mark 1: 1-8. The second Sunday of Advent.	Daily Worship – Ten Ten. I can pray: Sing... (To the tune of 'I hear thunder') I can pray (I can pray) Anywhere (anywhere) Put your hands together (put your hands together) Time for prayer (time for prayer)	Daily Worship – Songs of praise. <a href="https://www.youtube.com/watch?v=tODIA2q7Y9I">https://www.youtube.com/watch?v=tODIA2q7Y9I</a>	Daily Worship – Songs of Praise <a href="https://www.youtube.com/watch?v=uHCwoDgSgXg">https://www.youtube.com/watch?v=uHCwoDgSgXg</a>	Daily Worship – Who would you like to pray for today?
Lunch 12noon – 1pm					
<b>Mental health and wellbeing.</b>	<b>Emotional Wellbeing</b> Sing Kenya song. <a href="https://www.youtube.com/watch?v=L_DTHYz-LSI">https://www.youtube.com/watch?v=L_DTHYz-LSI</a>	<b>imoves</b> <b>Emotional Wellbeing</b> <b>Anxiety Hot spots</b> <a href="https://platform.imoves.com/lesson/3646/297">https://platform.imoves.com/lesson/3646/297</a>	<b>Zones of Regulation</b> Intent – To learn regulation strategies for keeping calm. Activity: Mindfulness colouring to calming music.	<b>Zones of Regulation (15mins)</b> Intent – To discuss feelings. Activity: Circle time – discuss how we are feeling today.	
<b>Focus Activity</b>	<b>Understanding the World / EAD</b>	<b>Physical Development - PE</b>	<b>Understanding the World</b>	<b>Religious Education</b>	<b>Music - Kapow</b>

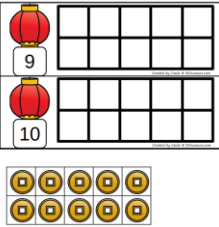

OLC WEEKLY LEARNING PLAN (FS2)

	<p>L.O: To make collages using mixed media</p>	<p>L.O: To celebrate the Lunar New Year through movements.</p>	<p>L.O: To learn about Lunar New Year.</p>	<p>L.O: To discuss what happens at a Baptism. To label Baptismal artefacts Big Question "What happens at a Baptism?"</p>	<p>L.O: To explore tempo and pitch through dance</p> <p>Lesson 4: Children learn to recognise and react through dance to different tempos in music.</p>
	<p>Introduction: Lesson 4: Painting to music Activity: Use mixed media scraps along with different options for attaching them to paper including glue sticks, PVA glue and sticky tape to make child led collages.</p>	<p>To listen to the Story of the Lunar New Year. Act out the story through a range of movements. Think about the movements each animal would make.</p>	<p>Mrs Wong is going to teach us all about the Lunar New Year. We will learn how to write special good luck messages in Cantonese. We will also learn how the Lunar New Year is celebrated.</p>	<p>Discuss what happens at a Baptism and who performs it. Discuss with the children the key artefacts used in a Baptism. Name them all together.  Activity: Baptism labelling activity.</p> 	<p>Golden Time</p>
<p><b>Story Time</b></p>	<p><b>L.O: To anticipate – where appropriate – key events in stories. To listen attentively and respond to what they hear with relevant questions, comments and actions when being read to and during whole class discussions and small group interactions. To make comments about what they have heard and ask questions to clarify their understanding;</b></p>				
<p><b>Characteristics of Effective Learning</b></p>	<p>Playing and exploring • finding out and exploring • using what they know in their play • being willing to have a go. Active learning • being involved and concentrating • keeping on trying • enjoying achieving what they set out to do. Creating and thinking critically • having their own ideas • using what they already know to learn new things • choosing ways to do things and finding new ways</p>				



OLC WEEKLY LEARNING PLAN (FS2)

**Continuous provision and Independent activities**

Maths Area	Expressive Arts & Design Area	Communication Language & Literacy Area
 <p>Chinese ten frames. Count the gold coins and place on the ten frames.</p> <p><a href="https://ictgames.com/mobilePage/tenFrame/index.html">https://ictgames.com/mobilePage/tenFrame/index.html</a> Ten frame IWB game</p> <p><a href="https://www.topmarks.co.uk/ordering-and-sequencing/shape-patterns">https://www.topmarks.co.uk/ordering-and-sequencing/shape-patterns</a> Shape patterns IWB game</p>	<p>Look at the Chinese characters and write your own.</p> <p>New Year colouring sheets.</p> <p>Snake craft using eyes stickers.</p> 	<p>FS2HM Phonics games, Magnetic letters and cvc pictures. Can the children find the correct letters to spell the words?</p> <p>Large piece of paper and felt tips on floor. Children to draw the animals from the story. Can you label them?</p> <p>FS2B Roll of paper on floor with letters in a grid. Can children copy the letter and draw something that begins with that letter? Magic writing boards – Practise name writing. Wipeboard pens, wipeboards and cvc wooden pictures – can the children use their phonic knowledge to spell the words?</p>
<p>Understanding the World Area</p>	<p>Small World Area</p>	<p>Outdoor Area</p>
<p>Watch the live webcam from a Zoo in China. Can you draw the animals you see? What does a Panda look like?</p> <p><a href="https://explore.org/livecams/three-bears/wolong-grove-panda-yard?gad_source=1&amp;gclid=Cj0KCQiA7se8BhCAARIsAKnF3rwJfCTxrPG6tEOnkdDZO3ndK_s-1YaMfUvYBUejM0oU5wdLj2zxyL4aAvG8EALw_wcB">https://explore.org/livecams/three-bears/wolong-grove-panda-yard?gad_source=1&amp;gclid=Cj0KCQiA7se8BhCAARIsAKnF3rwJfCTxrPG6tEOnkdDZO3ndK_s-1YaMfUvYBUejM0oU5wdLj2zxyL4aAvG8EALw_wcB</a></p>	<p>FS2HM - Godly Play – Church and small world family figures. After Baptism lesson on Wednesday – add font.</p> <p>FS2B - Duplo. Playing &amp; Exploring - Draw a design on clipboard then have a go at building it.</p> <p>FS2HM – Animals from story of Chinese New Year. Act out the story.</p>	<p>Balance Bikes, trikes, chalk, building using bricks, blocks and crates.</p> <p>Provide children with ribbons to weave in and out of the fence.</p>
<p>PSED</p>	<p>Physical Development / Finger Gym</p>	<p>Speaking &amp; Listening</p>

OLC WEEKLY LEARNING PLAN (FS2)

Build puzzles with your friends.  
Play turn taking games with your friends.



Chopstick pom-pom practice

Chinese New Year playdough mat activity

Role Play Area – FS2HM – Role play area –

Role Play Area – FS2B – Creating & thinking critically – Take part in pretend play.

**Communicating with school:** Please direct all queries to the school office email on: [office@olc.solihull.sch.uk](mailto:office@olc.solihull.sch.uk)