

OLC WEEKLY LEARNING PLAN (FS2)




Hello Children,
 This week we are continuing to learn about our families and the people who love us. Please email a photo of your family so that we can look at them as a class. **WE** look forward to seeing you at our buddy service at 2.15pm on Friday.
 This half term, our Key Instant Recall Fact for Maths is: **To subitise (recognise quantities without counting) up to 5.**
 Our Catholic Social Teaching for this half term is: **The Common Good.**


Teachers:	Mrs Monington / Mrs Haycock, Miss Bailey	Year:	FS2	Date:	WB 23 rd September 2024
TLSAs:	Mrs Attwood (FS2HM) AM. Mrs Wong (FS2B)				

	MONDAY	TUESDAY	WEDNESDAY	THURSDAY	FRIDAY
Phonics Bug Club Phase 2 Set 1	LO – To say the sound for each digraph: Practise reading and spelling words.				
Mathematics Unit 2: Comparing groups within 5	Learn sound and action for – ck Activity: Bug club recognition and formation sheet.	Learn sound and action for – e Activity: Bug club recognition and formation sheet.	Learn sound and action for – u Activity: Bug club recognition and formation sheet.	Learn sound and action for – r Activity: Bug club recognition and formation sheet.	Assess and review sounds taught so far.
Mathematics Unit 2: Comparing groups within 5	Learning focus Noticing inequality of groups	Learning focus Comparing groups using more and fewer	Learning focus Identifying more and fewer in different representations 	Learning focus Realising that quantities can be equal	Learning focus Finding something that has more or fewer



OLC WEEKLY LEARNING PLAN (FS2)

https://anyflip.com/xeiwt/eznw/basic 	<p>Communication, Language and Literacy.</p>	<p>RE</p>	<p>Wellbeing Wednesday PSHE Jigsaw</p>	<p>Physical Development PE in hall Real PE</p>	<p>Communication, Language and Literacy - Reading Focus</p>
	<p>L.O: To develop social phrases. To describe events in some detail.</p>	<p>RB – People who care for us. L.O: To recognise the place and value of celebrations in family.</p>	<p>L.O: To know they are entitled to bodily privacy. That they can and should be open with ‘special people’ they trust if anything troubles them</p>	<p>L.O: To balance on one Leg</p>	<p>LO: To give meaning to marks made. L.O: To use known letters and sounds in mark making.</p>
	<p>Read the book, ‘Our Class is a Family.’ Talk about what is happening in the story. Can they relate anything in the story to their own experiences. Talk about our friends in the class.</p> <p>Activity: Children to decorate a mini me model of themselves. Use the mini me models to act out scenarios.</p>	<p>Introduction– Talk about our families and the special times we share with them. Activity: Pupil voice about family celebration photo brought from home.</p>	<p>Lesson 6: Life to the Full Module 2 Unit 3 Session 2 (My Body, My Rules)</p>	<p>Warm up: Pirate adventure Personal Skills Some - I can work on simple tasks by myself. Some - I can follow instructions and practise safely. Many - I enjoy working on simple tasks with help. Fundamental Movement Skill Start with Exploring Movements and Yellow Challenge</p>	<p>Introduction: Share the book again, ‘Our Class is a Family’ https://anyflip.com/xeiwt/eznw/basic Discuss the friends we have made in FS2. Activity (in Literacy Book) – Children to draw pictures of their friend and attempt to write their name. Ask their friend to fetch their name card for them to copy.</p>
<p>11.45 – 11.55 Daily Worship</p>	<p>Daily Worship: Gospel.</p>	<p>Daily Worship – Ten Ten. I can pray: Sing... (To the tune of ‘I hear thunder’) I can pray (I can pray) Anywhere (anywhere) Put your hands together (put your hands together) Time for prayer (time for prayer)</p>	<p>Daily Worship – Songs of praise. https://www.youtube.com/watch?v=ODIA2q7Y9I</p>	<p>Daily Worship – Songs of Praise https://www.youtube.com/watch?v=uHCwoDgSgXg</p>	<p>Daily Worship – Who would you like to pray for today?</p>
<p>Lunch 12noon – 1pm</p>					
<p>Mental health and wellbeing.</p>	<p>Zones of Regulation (15mins) Intent – To discuss feelings. Activity: Circle time – discuss how we are feeling today.</p>	<p>imoves Emotional Wellbeing Anxiety Hot spots https://platform.imoves.com/lesson/3646/297</p>	<p>Zones of Regulation Intent – To learn regulation strategies for keeping calm. Activity: Mindfulness colouring to calming music.</p>	<p>imoves Emotional Wellbeing Anxiety Hot spots https://platform.imoves.com/lesson/3646/297</p>	<p>RE Gospel activity. Listen to the Gospel and complete the activity sheet.</p>
<p>Focus Activity</p>	<p>Expressive Art & Design</p>	<p>Physical Development - PE</p>	<p>Religious Education</p>	<p>Understanding the World</p>	<p>Music - Kapow</p>

OLC WEEKLY LEARNING PLAN (FS2)

	<p>L.O: To mark make using chalk pastels.</p>	<p>L.O: Move energetically, such as running, jumping, dancing, hopping, skipping and climbing.</p>	<p>L.O: To hear and become familiar with main characters in the life of Jesus.</p>	<p>L.O: To describe their immediate environment using knowledge from observation, discussion, stories, non-fiction texts and maps.</p>	<p>Lesson 4: Environmental sounds</p> <p>Exploring sounds within the environment.</p>
	<p>Activity: Art: Lesson 6: Drawing faces in colour</p> <p>Comparing how colour is used by artists, applying what they have practised when drawing from observation and creating a colourful self-portrait.</p>	<p>Activity: Set up a carousel of activities outside.</p> <ol style="list-style-type: none"> 1. Hurdles. 2. Skip in and out of the cones. 3. Jump from one spot to another. 4. Throw and catch the balls. 	<p>Introduction: Explain to the children that Jesus was the Son of God. Jesus loved God his Father and the Father loved him. Explain to the children that Jesus had lots of special friends called disciples. Show the children some pictures of the disciples and introduce them to the names of some of these special people.</p> <p>Activity: To colour a picture of the Disciples.</p>	<p>Introduction: Show the children google maps with the aerial view of our school.</p> <p>Vocabulary above, aerial, bird's eye view, feature, feature names (e.g. bench, building, field, gate, hall, hill, house, playground, pond, road, steps, tree, woodland) find, identify, look, map, photograph.</p> <p>Activity: Children to draw a picture of themselves with their friends in the playground.</p>	<p>Golden Time</p>
<p>Story Time</p>	<p>L.O: To anticipate – where appropriate – key events in stories. To listen attentively and respond to what they hear with relevant questions, comments and actions when being read to and during whole class discussions and small group interactions. To make comments about what they have heard and ask questions to clarify their understanding;</p>				
<p>Characteristics of Effective Learning</p>	<p>Playing and exploring • finding out and exploring • using what they know in their play • being willing to have a go.</p> <p>Active learning • being involved and concentrating • keeping on trying • enjoying achieving what they set out to do.</p> <p>Creating and thinking critically • having their own ideas • using what they already know to learn new things • choosing ways to do things and finding new ways</p>				

OLC WEEKLY LEARNING PLAN (FS2)

Continuous provision and Independent activities		
Maths Area	Expressive Arts & Design Area	Communication Language & Literacy Area
<p>FS2B - Five frames and farm animals. Put the small farm animals in the five frames. How many are there? Who can subitise to 3?</p> <p>FS2HM Colour sorting activity. Which colour has the most? Least? How many?</p> 	<p>FS2B - All children to make a card for their buddy.</p> <p>FS2HM - Painting – children to paint a self-portrait. Attach mirrors to the easels.</p>	<p>FS2B - Glitter in tuff tray and paint brushes – Children to mark make and practise forming the letters learned.</p> <p>FS2HM – Phoneme bingo.</p> <p>Story corner. Share a story with a friend. Listen to and join in with nursery rhymes on the listening station. Look at books independently and handle books carefully.</p>
Understanding the World Area	Small World Area	Outdoor Area
 <p>FS2HM - Science – Use mirrors and wipeboard pens – look in mirror and trace reflection with the wipeboard pens.</p> <p>FS2B - Geography – Build a town – Practitioner to model geographical vocabulary e.g. road, crossing, pedestrian crossing, lamppost, post-box, telephone box.</p>	<p>FS2HM - Godly Play – Church & little people – Children to use the little people characters to act out a wedding.</p> <p>FS2B - Duplo. Playing & Exploring - Draw a design on clipboard then have a go at building it.</p> <p>FS2HM - Dolls house - Invent stories with their teachers and peers.</p>	<p>Balance Bikes, trikes, chalk, building using bricks, blocks and crates.</p> <p>Provide children with ribbons to weave in and out of the fence.</p>
PSED	Physical Development	Speaking & Listening
<p>Mini me character blocks & wooden blocks (FS2B) Mini me characters & Duplo – (FS2HM)</p> <p>FS2HM - Friendship bingo.</p> <p>FS2B - Family celebration photos. Children to talk about their family celebrations.</p>	<p>FS2HM - Fill the 3D shapes with pomp poms using tweezers.</p> <p>Play dough.</p> <p>FS2B - Pipettes & water – fill the duplo holes using the pipettes.</p>	<p>Role Play Area – FS2B – Home corner.</p> <p>FS2HM – Doctors & nurses roleplay.</p> <p>Creating & thinking critically - Take part in pretend play.</p>

Communicating with school: Please direct all queries to the school office email on: office@olc.solihull.sch.uk

