

OLC WEEKLY LEARNING PLAN (FS2)




Hello Children,
 This week we are learning about frogs. Hopefully the Warwickshire Wildlife rangers will help us to find some on when we visit The Parkridge Centre on Wednesday.
 This half term, our **Key Instant Recall Facts for Maths** are: To know patterns within numbers up to 10, including evens and odds.


Teachers:	Mrs Monington / Mrs Haycock, Miss Bailey	Year:	FS2	Date:	WB 17th June 2024
TLSAs:	Mrs Gibbons (FS2HM) Mrs Hull (FS2B) AM Mrs Martinez (FS2B) PM				

	MONDAY	TUESDAY	WEDNESDAY	THURSDAY	FRIDAY
<p>Phonics Bug Club</p>	LO – To say the sound for each grapheme. L.O: To practise correct letter formation.				
	Curly caterpillar letter formation	Long ladder letter formation.		One armed robot letter formation	Zig zag monster letter formation
<p>Mathematics This week we will be learning addition and subtraction facts to five.</p>	Focus: Number bonds to 5 addition facts. Introduction: Practise number bonds addition facts up to five using fingers. Activity: Frogs & logs number bonds.	Focus: Number bonds to 5 addition facts Introduction: Practise number bonds addition facts up to five using fingers. Activity: Frogs & logs number bonds.	FS2 trip to Parkridge Centre. Activities led by Warwickshire Wildlife Rangers.	Focus: Number bonds to 5 subtraction facts. Introduction: Practise subtraction facts within 5. Activity: Play Paw Patrol number bonds game. https://www.twinkl.co.uk/go/resource/paw-patrol-numbers-bonds-interactive-game-t-m-1705418814	Focus: Number bonds to 5 subtraction facts Introduction: Practise subtraction facts within 5.



OLC WEEKLY LEARNING PLAN (FS2)

<p>https://www.youtube.com/watch?v=g9RkRyviF2s</p> 	<p>Communication, Language and Literacy.</p> <p>L.O: Use and understand recently introduced vocabulary. L.O: To write a simple sentence.</p> <p>Introduction: Show the children the frog video. Discuss the language encountered. Egg, frogspawn, tadpole, froglet, frog, metamorphosis. Activity: Children to create front cover of a fact book about frogs.</p>	<p>RE</p> <p>L.O: To know ways in which we can try to be more like Jesus.</p> <p>Introduction– Talk about Jesus and why he is so special. Talk about ways we can try to be like Jesus. Talk about our school mission statement. Activity: Draw a picture of themselves trying to live as Jesus taught us.</p>	<p>Physical Development PE in hall Real PE</p> <p>L.O: To run, skip and practice balancing an egg on a spoon.</p> <p>Practise races for Sport's Day.</p>	<p>Wellbeing PSHE Jigsaw</p> <p>L.O: To learn that there are natural life stages from birth to death, and what these are.</p> <p>Lesson 3: Life to the Full Module 1 Unit 4 Session 1 (Growing Up)</p>
<p>11.45 – 11.55 Daily Worship</p>	<p>Daily Worship: Gospel.</p>	<p>Daily Worship – Ten Ten. I can pray: Sing... (To the tune of 'I hear thunder') I can pray (I can pray) Anywhere (anywhere) Put your hands together (put your hands together) Time for prayer (time for prayer)</p>	<p>Daily Worship – Songs of Praise https://www.youtube.com/watch?v=uHCwoDgSgXg</p>	<p>Daily Worship – Who would you like to pray for today?</p>
<p>Lunch 12noon – 1pm</p>				
<p>Mental health and wellbeing.</p>	<p>Zones of Regulation (15mins) Intent – To discuss feelings. Activity: Circle time – discuss how we are feeling today.</p>	<p>imoves Emotional Wellbeing Anxiety Hot spots https://platform.imoves.com/lesson/3646/297</p>	<p>imoves Emotional Wellbeing Anxiety Hot spots https://platform.imoves.com/lesson/3646/297</p>	<p>RE Gospel activity. Listen to the Gospel and complete the activity sheet.</p>
<p>Focus Activity</p>	<p>Expressive Art & Design (D&T)</p>	<p>Physical Development - PE</p>	<p>Understanding the World</p>	<p>Music - Kapow</p>
	<p>L.O: To develop threading and weaving skills.</p>	<p>L.O: Move energetically, such as running, jumping, dancing, hopping, skipping and climbing.</p>	<p>L.O: To know the parts of an insect.</p>	<p>Kapow Music. Lesson 5 - Musical story performance</p>

OLC WEEKLY LEARNING PLAN (FS2)

	<p>Activity: Create bookmarks by sewing hessian.</p>	<p>Activity: Practise sports day.</p>		<p>Introduction: Revisit, 'Frogs.' Activity: Children to make a frog.</p>	<p>Learn the frog song - see print out.</p>
<p>Story Time</p>	<p>L.O: To anticipate – where appropriate – key events in stories. To listen attentively and respond to what they hear with relevant questions, comments and actions when being read to and during whole class discussions and small group interactions. To make comments about what they have heard and ask questions to clarify their understanding;</p>				
<p>Characteristics of Effective Learning</p>	<p>Playing and exploring • finding out and exploring • using what they know in their play • being willing to have a go. Active learning • being involved and concentrating • keeping on trying • enjoying achieving what they set out to do. Creating and thinking critically • having their own ideas • using what they already know to learn new things • choosing ways to do things and finding new ways</p>				

OLC WEEKLY LEARNING PLAN (FS2)

Continuous provision and Independent activities		
<p>Maths Area</p> <p>Numicon - Number bonds. Paw Patrol addition:</p> 	<p>Expressive Arts & Design Area</p> <p>Frog in a pond painting.</p> <p>Musical instruments - explore the sounds that each instrument makes.</p> <p>Provide collage materials to make a frog.</p>	<p>Communication Language & Literacy Area</p> <p>Phoneme pictures - Write the words using dry wipe pens.</p> <p>Write the words for the CVC pictures.</p> <p>Mini booklets - Create a frog fact book.</p>
<p>Understanding the World Area</p> <p>Science - Investigate frogs - Talk about the pictures.</p> <p>History / cience – Lifecyles. Frog life cycle - order the pictures.</p>	<p>Small World Area</p> <p>Godly Play – Make a dove for Pentecost.</p> <p>FS2B - Duplo. Playing & Exploring - Draw a design on clipboard then have a go at building it.</p> <p>FS2HM - Dolls house - Invent stories with their teachers and peers.</p>	<p>Outdoor Area</p> <p>Balance Bikes, trikes, chalk, building using bricks, blocks and crates.</p> <p>Provide children with ribbons to weave in and out of the fence.</p> <p>Tricky word squirt - Give children water squirters. Children to say the words that the water hits.</p>
<p>PSED</p> <p>Play snakes and ladders - Turn taking & counting.</p> <p>Make jigsaws together - Work towards a simple goal.</p> <p>Active learning - keep on trying.</p>	<p>Physical Development</p> <p>Finger Gym Area.</p> <p>Cut out and assemble the parts of the frog.</p>  <p>Observational drawings of tadpoles - begin to show care and accuracy when drawing.</p>	<p>Role Play Area – FS2B – Home corner</p> <p>FS2HM - Hair dressers - Hold conversation when engaged in back-and-forth exchanges with their teacher and peers.</p> <p>Creating & thinking critically - Take part in pretend play.</p>

Communicating with school: Please direct all queries to the school office email on: office@olc.solihull.sch.uk