

OLC WEEKLY LEARNING PLAN (FS1)

**Autumn Term-Week 4**




***We are excited to announce a special week in FS1! The children will be performing their Nativity, and we can't wait to share this wonderful experience with our families. It's a beautiful opportunity to celebrate together and see all the hard work and creativity the children have put into this event.***

***Thank you for your support, and we look forward to seeing you there!***



*This Weekly Learning Plan shares the learning that will be taking place this week and helps you to complete it during your time at home. Each day has a variety of lessons to ensure you access the whole curriculum while at home. You will find that there may be some slides to read / share with a grown up or a video to watch. There will also be some activities to complete.*

<b>Teachers:</b>	Mrs Sandhu-White	<b>Year:</b>	FS1	<b>Date:</b>	WB 9 <sup>th</sup> December 2024
<b>TLSAs:</b>	Mrs Comerford (Whole Day)				
<b>Student TLSA:</b>	Mrs Hull-(AM)				

	MONDAY	TUESDAY	WEDNESDAY	THURSDAY	FRIDAY
8.45 – 9.00am	Hang up coats, morning prayer, registration, dinner choices. Zones of regulation register. Wake up shake up.				
9.00am – 9.15am	Daily Worship Gospel	Daily Worship Meditation Prayers	Daily Worship To live as Jesus taught us	Daily Worship Song of Praise	Daily Worship Song of Praise
 9.15am – 9.30am Focus group work. 9.30am – 10.00 Continuous Provision.	<b>Communication Language &amp; Speaking and Listening</b> <b>Text:</b> The Christmas Story 	<b>Expressive Arts &amp; Design</b>  LO: To rehearse the Nativity.	<b>Nativity in the hall with families.</b> 	<b>RE Advent/ Mother Mary/ Christmas</b> LO: To know that Christmas is Jesus' birthday. <b>BIG QUESTION: What are we waiting for?</b>	Real PE  Unit 1 Personal  LO: To play with others and take turns and share with help.

OLC WEEKLY LEARNING PLAN (FS1)

LO: To listen attentively and respond to what they hear with relevant questions, comments and actions when being read to and during whole class discussions.

Discuss: /Activity:

Dress rehearsal with year 5

Activity:

Rehearse the Nativity in the hall.

Activity:

- Explain to the children that Jesus was born as a baby just like them and needed lots of love and care.
- Tell the children that Mary was Jesus' mother: she had a job to do like our mothers.
- What jobs do our Mum's do?
- Look at pictures of some of the things that Mum's have to do for their children and family.
- Ask the children to recall the things they like their Mum doing for them.
- Share a big book story of the birth of Jesus – focus particularly on Mary caring for her baby.
- Through role-play, retell the story.
- Ensure that dressing up clothes are available. Allow the children to explore characters in the version they have heard.
- Build the crib without Jesus or the wise men before the holiday.

Activity:

Lessons 10,11 & 12  
(Over three consecutive weeks)  
Warm up: Jungle adventure  
Social Skills  
Fundamental Movement Skills  
  
Dynamic Balance to Agility  
Jumping and Landing  
  
Static Balance Seated

[REAL PE](#)

OLC WEEKLY LEARNING PLAN (FS1)

				<ul style="list-style-type: none"> <li>• Talk with the children about the stable being a special place for baby Jesus to be born. Recall the different things that would have been in the stable.</li> </ul>	
10.00 – 10.15	Snack time				
10.15 – 10.45	Morning play				
10.45 – 11.15	Maths	Phonics	Maths	Understanding the World Speaking & Listening	Phonics
	LO: To participate in Christmas number songs- recalling 1-5.	LO: To explore shapes in nature-for example: snowflake, snails shell.	LO: To participate in Christmas number songs- recalling 1-5.	LO: To promote discussion.	LO: To explore shapes in nature-for example: snowflake, snails shell.
	<u>Activity:</u>  <a href="#">Counting with Matt</a>  <a href="#">Elves in a bed</a>  <a href="#">Little Reindeer</a>	<u>Activity:</u> <b>Phase 1</b> <i>Bug Club</i> <i>Unit D – The Missing Button</i> <a href="#">Bug Club</a> Our robot is back!  Explain to children that your robot is back but he has lost some of his things!	<u>Activity:</u>  <a href="#">Counting with Matt</a>  <a href="#">Elves in a bed</a>  <a href="#">Little Reindeer</a>	<b>Talk About Winter</b> Discuss what happens in winter: snow, cold, hibernation, and how animals stay warm. Link this to the animals in the story needing warmth. (One Snowy Night)	<u>Activity:</u> <b>Phase 1</b> <i>Bug Club</i> <i>Unit D – The Missing Button</i> <a href="#">Bug Club</a> Our robot is back!  Explain to children that your robot is back but he has lost some of his things! Hide objects around the classroom in advance and then tell children

OLC WEEKLY LEARNING PLAN (FS1)

		Hide objects around the classroom in advance and then tell children what each object is by sounding it out using a 'robot' voice. Can children identify the item and then find it?			what each object is by sounding it out using a 'robot' voice. Can children identify the item and then find it?
Nursery rhymes and songs					
Story – Hand washing – Prayers - Lunch					
<b>Afternoon</b>	<b>Continuous provision and independent activities</b>				
<b>Continuation of morning activities and continuous provision.</b>	<u>Maths Area</u>	Crown patterns using gems Christmas tree numbers-roll dice to find a number to cross off the tree. Order presents in size Weigh the present-which is heavier? Christmas tree magnetic shapes	<u>Expressive Art &amp; Design Area.</u>	<u>Communication Language &amp; Literacy Area.</u>	Stickers on initials Mark making wall SWB's and markers-which shapes can we make? Writing numbers 1-5 on swb's/sand/glitter etc
			Paint favourite animal from our weekly story Calendar hand prints <a href="#">Nativity masks</a> Design a Christmas jumper-tuff tray activity Make a Christmas <a href="#">stocking</a>		

Commented [RC1]:

OLC WEEKLY LEARNING PLAN (FS1)

<p><u>Understanding the World</u></p> <p>Traditional Christmas tuff tray-Food</p> <p>Snow play</p>	<p><u>Small World Area</u></p> <p>Frozen animals</p> <p>Farm-reindeer</p>	<p><u>Outdoor Area</u></p> <p>Bikes, trikes, tyres</p> <p>Mark making and colouring area</p> <p>Construction-build Santa a chimney</p>
<p><u>PSED</u></p> <p>Sing simple songs about Jesus and his love for children.</p> <p>Start singing Nativity songs-recap on story</p>	<p><u>Finger Gym</u></p> <p>Cutting Santa's beard</p> <p><a href="#">Santa and his sleigh pencil control</a></p> <p>Christmas list-use catalogues to cut out presents for friends and family-place in the cut out sack.</p>	<p><u>Role Play Area</u></p> <p>Stable-with Jesus' crib-children to help make the crib.</p>

**Communicating with school**

If you have any queries, please contact the school office. [office@olc.solihull.sch.uk](mailto:office@olc.solihull.sch.uk)