

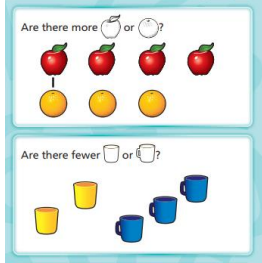
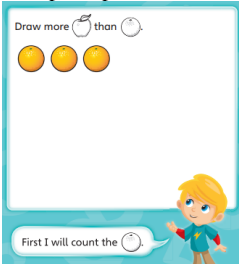


OLC WEEKLY LEARNING PLAN (FS2)



Hello children, our story this week is. **Once There Were Giants.**  
 Our Catholic Social Teaching, (CST) is focusing on Promoting Peace. Our Big Question is: **How can we promote peace in our school.**


<b>Teachers:</b> <b>TLSAs:</b>	Mrs Monington / Mrs Haycock, Miss Bailey Mrs Gibbons (FS2HM) Mrs Martinez (FS2B) Mrs Hull (FS2)	<b>Year:</b>	FS2	<b>Date:</b>	23rd October 2023
-----------------------------------	---	--------------	-----	--------------	-------------------

	MONDAY	TUESDAY	WEDNESDAY	THURSDAY	FRIDAY
 <b>Phonics</b>	LO – To say the sound for each letter. set 5 h b f ff l ll, To practise reading the words: I, into & her.				
	Practise writing: h.	Practise writing: b.	Practise writing: f.	Practise writing: l.	Language lesson: Read words: I, into, her.
 <b>Mathematics</b> <b>Power Maths.</b> <b>Unit 2: Comparing groups within 5</b> <b>See individual daily plans.</b>	L.O: To compare groups.	L.O: To compare groups. To practise 1:1 correspondence.	L.O: To compare groups.	L.O: To compare groups.	L.O: To represent and compare groups. To understand the concept of more.
	Learning focus Comparing groups.	Learning focus Comparing groups of non-identical objects using one-to-one correspondence	Learning focus Comparing groups by matching or subitising Complete p10 of Maths Journal. 	Learning focus Representing groups to compare using cubes	Learning focus Representing and comparing groups in a variety of ways  Activity: Natural treasure hunt outside, Complete p11 of Maths Journal. 
	Communication, Language and Literacy	RE	Wellbeing Wednesday PSHE Jigsaw	Physical Development PE in hall Real PE	Communication, Language and Literacy - Reading Focus


OLC WEEKLY LEARNING PLAN (FS2)

 <p>Mrs Gibbons &amp; Mrs Martinez to take a black and white photo of each child's face and print off in preparation for afternoon art lesson.</p>	<p>L.O: To learn new vocabulary. To engage in story times. To develop social phrases. L.O: To give meaning to marks made, to write recognisable letters.</p>	<p>L.O: To hear and become familiar with main events, characters and places in the life of Jesus.</p>	<p>L.O: To understand that there are different people we can trust for help, especially those closest to us who care for us, including our teachers and our parish priest</p>	<p>L.O: To work sensibly with others. To play with others, take turns and share. To practise jumping and landing.</p>	<p>L.O: To say the sound for letters learned so far.</p>
	<p>Introduction: Listen to the story. 'Once There Were Giants.'  Discuss the story. Ask questions. For example: Why are the adults described as giants? Why did the baby become a giant at the end of the story? etc...  Activity: Children to share their funny stories about when they were little.</p>	<p>Explain to the children that Jesus was the Son of God. Jesus loved God his Father and the Father loved him. Explain to the children that Jesus had lots of special friends called disciples. Show the children some pictures of the disciples and introduce them to the names of some of these special people. Ask the children if they know anybody who shares the same name as one of the Disciples.  Activity: Children to draw a picture of Jesus' special friends. Can they remember any of their names?</p>	<p>Lesson 6: Life to the Full Module 2 Unit 3 Session 2 (My Body, My Rules) To know they are entitled to bodily privacy.  To discuss that they can and should talk to people they trust if anything troubles them</p>	<p>Real PE – In hall Introduction &amp; Activity: See online planning. Space adventure  Fundamental Movement Skill Focus Dynamic Balance to Agility Jumping and Landing Start with Exploring Movements and Yellow Challenges</p>	<p>To assess reading the following sentences.  A sad man.  A hot mug.  Run in the sun.</p>
<p><b>11.45 – 11.55 Daily Worship</b></p>	<p>Daily Worship – Gospel Matthew 22, 15 – 21. God The Father Gives Us Everything.</p>	<p>Daily Worship – Ten Ten. I can pray: Sing... (To the tune of 'I hear thunder') I can pray (I can pray) Anywhere (anywhere) Put your hands together (put your hands together) Time for prayer (time for prayer)</p>	<p>Daily Worship – Songs of praise. <a href="https://www.youtube.com/watch?v=tODIA2q7Y9I">https://www.youtube.com/watch?v=tODIA2q7Y9I</a></p>	<p>Daily Worship – Songs of Praise <a href="https://www.youtube.com/watch?v=uHCwoDgSgXg">https://www.youtube.com/watch?v=uHCwoDgSgXg</a></p>	<p>Daily Worship – Who would you like to pray for today?</p>
<p>Lunch 12noon – 1pm</p>					
<p><b>Mental health and wellbeing.</b></p>	<p><b>Zones of Regulation (15mins)</b> Intent – To discuss feelings. Activity: Circle time – discuss how we are feeling today.</p>	<p><b>imoves Emotional Wellbeing Anxiety Hot spots</b> <a href="https://platform.imoves.com/lesson/3646/297">https://platform.imoves.com/lesson/3646/297</a></p>	<p><b>Zones of Regulation</b> Intent – To learn regulation strategies for keeping calm. Activity: Mindfulness colouring to calming music.</p>	<p><b>imoves Emotional Wellbeing Anxiety Hot spots</b> <a href="https://platform.imoves.com/lesson/3646/297">https://platform.imoves.com/lesson/3646/297</a></p>	<p><b>Zones of Regulation</b> Intent – To learn regulation strategies. Activity: Discuss and practise breathing strategies for calming down. <a href="https://www.youtube.com/watch?v=RiMb2Bw4Ae8">https://www.youtube.com/watch?v=RiMb2Bw4Ae8</a></p>
<p><b>Focus Activity</b></p>	<p><b>Expressive Art &amp; Design</b></p>	<p><b>Physical Development - PE</b></p>	<p><b>Religious Education</b></p>	<p><b>Understanding the World</b></p>	<p><b>PSED – Circle time</b></p>






## OLC WEEKLY LEARNING PLAN (FS2)

	L.O: To create a self-portrait.	L.O: To listen and respond to instructions. To be aware of others around them and safely negotiate space.	L.O: To begin to know some of the words of the “Our Father.” To know that this is the special prayer that Jesus taught us.	L.O: To comment on images of familiar situations in the past.	L.O: To talk about our CST Big Question. CST Big Question: How can we promote peace in our school
	Activity: Art: Lesson 6: Drawing faces in colour Comparing how colour is used by artists, applying what they have practised when drawing from observation and creating a colourful self-portrait. See Kapow planning.	Play Driving Test Game. See separate plan.	Introduction: Introduce the children to some of the words of the “Our Father” as part of the prayer of Jesus. Activity: Watch and copy the Makaton video. <a href="https://www.youtube.com/watch?v=a7mYX_9UIU">https://www.youtube.com/watch?v=a7mYX_9UIU</a>  Decorate a copy of The Lord’s Prayer.	Introduction: Look at the family pictures that the children have brought from home and discuss them.	Activity: Golden Time
	Music L.O: To listen to and recreate sounds.  Kapow Music Lesson 5 – Nature sounds – Listening to sounds in nature and recreating them. See Kapow planning.				
<b>Story Time</b>	<b>L.O: To anticipate – where appropriate – key events in stories. To listen attentively and respond to what they hear with relevant questions, comments and actions when being read to and during whole class discussions and small group interactions. To make comments about what they have heard and ask questions to clarify their understanding;</b>				

### Continuous provision and Independent activities

<p><b>Maths Area</b>                  Pipe cleaners – Which shapes can you make?</p>  <p>Numicon &amp; conkers:</p>	<p><b>Creative Area</b>                  Paint a picture of the members of their family.                  Paint pictures of Jesus’ 12 special friends.                  Junk modelling – make houses.</p>	<p><b>Communication Language &amp; Literacy Area</b>                  Phonics games,                  s a t p i n sorting game. Put the objects on the correct initial sound.                  Large piece of paper and felt tips on floor. Children to practise forming letters s a t p.                  Clipboards and pens – Go on a letter hunt around the classroom. Record the letters that you find.</p>
--	---	--

OLC WEEKLY LEARNING PLAN (FS2)

	 <p>Autumn leaf chalk pastel pictures.</p>	<p>Roll of paper on floor with letters in a grid. Can children copy the letter and draw something that begins with that letter?</p>
<p>Understanding the World Area Photographs of families for children to discuss. History - Cut out pictures of humans and order youngest to oldest. Godly Play – Jesus’ 12 special friends. Science – Floating &amp; sinking</p>	<p>Small World Area Use little Lego to create a model of their house. Small world family figures for children to play with and sort. Mini me figures.</p>	<p>Outdoor Area Balance Bikes, trikes, chalk, building using bricks, blocks and crates.  Put letters s a t p i n on wall. Give children water squirters. Children to say the sound that the water hits.</p>
<p>PSED Work together to make jigsaws. Make a face showing different emotions:</p> 	<p>Finger Gym Area. Play dough. Threading cotton reels. Shaving foam on door window... Children to practise writing letters. Leaf wrap craft. Pipettes &amp; Duplo.</p>  	<p>Role Play Area – Home corner Enhance with real items. Metal tea pot, real plates etc... Shop in Maths area.</p>

**Communicating with school:** Please direct all queries to the school office email on: [office@olc.solihull.sch.uk](mailto:office@olc.solihull.sch.uk)