

OLC WEEKLY LEARNING PLAN (FS2)




Hello children, October is Black History Month. This week will be learning all about Rosa Parks and why she refused to give up her seat on the bus.
 Our Catholic Social Teaching, (CST) is focusing on Subsidiarity. Our Big Question is: Do all people experience the same human rights?


Teachers: TLSAs:	Mrs Monington / Mrs Haycock, Miss Bailey Mrs Gibbons (FS2HM) Mrs Martinez (FS2B) Mrs Hull (FS2)	Year:	FS2	Date:	2 nd October 2023
-----------------------------	---	--------------	-----	--------------	------------------------------

	MONDAY	TUESDAY	WEDNESDAY	THURSDAY	FRIDAY
Phonics	Intent: recap s a t p. Learn the /i n m d/ phonemes. Find the letters. Practise reading words with 'i n m d' in. Practise spelling words with 'i n m d' in If able to, practise writing the letters 'i n m d'				
	Make letter 'i' using play dough. Take photo and stick in book.	Write letter 'n' in shaving foam. Take photo for book.	Find the letter 'm'. Put a blob of finger paint over each letter m that is found.	Write letter 'd' in sand.	Language lesson: Write: A tin.
Mathematics Power Maths. Unit 1 – Numbers to 5. Week 2. See detailed daily plan.	Intent: To count to 4.	Intent: To correctly count 4 objects using 1:1 correspondence.	Intent: To count to 4.	Intent: To count 4 objects in different representations.	Intent: To count 4 objects in abstract arrangements.
	Learning focus Stable order of counting to 4	Learning focus One-to-one correspondence to 4	Learning focus Cardinality to 4 Complete p4 of booklet.	Learning focus Representations of 4	Learning focus Counting to 4 using abstraction. Complete p5 of booklet. Take photo and stick in book.



OLC WEEKLY LEARNING PLAN (FS2)

	<p>Communication, Language and Literacy</p>	<p>RE</p>	<p>Wellbeing Wednesday PSHE Jigsaw</p>	<p>Physical Development PE in hall Real PE</p>	<p>Communication, Language and Literacy - Reading Focus</p>
	<p>Intent: To learn new vocabulary. To engage in story times. To develop social phrases. UW: To know that there are different countries in the world.</p>	<p>Intent: To understand that they are a special gift from God. To talk about the gifts that God has given to us.</p>	<p>Intent: To understand the rights and responsibilities for being a member of the class To know how to make my class a safe place for everybody to learn.</p>	<p>Intent: To listen and respond to instructions given. To practise balancing on one leg.</p>	<p>Intent: To say the sound for letters learned so far.</p>
	<p>Introduction: Listen to the story. 'Little People, Big Dreams – Rosa Parks.</p> <p>Discuss the story of Rosa Parks. Where in the world did this happen. Show the children the world map. Point out England and America. Rosa was from the United States of America. We live in England.</p> <p>Activity: Children to draw a picture of Rosa – America and a picture of themselves – England.</p>	<p>Introduction: Recap the Creation Story and remind the children that it is the first story in God's special book. Do the children remember what God's special book is called? God has created a beautiful world for us and he created all of us and gave us special gifts that money can't buy. Discuss kindness, love, smiles etc... Ask the children about the special gift that God has given to them. Activity: Children to draw a picture of themselves showing their special gift, write / mark make. Teacher to record what children say.</p>	<p>Jigsaw Lesson 3: Rights and Responsibilities See Jigsaw planning.</p> <p>CST Participation Big Question: How can we make sure that everybody gets a turn when we play? – Daily promotion of turn taking and good sharing. PSHE discussion.</p>	<p>Real PE – In hall Warm up: Pirate adventure Personal Skills I can work on simple tasks by myself.</p> <p>I can follow instructions and practise safely.</p> <p>I enjoy working on simple tasks with help.</p> <p>Fundamental Movement Skill Focus Static balance one leg. Introduction & Activity: See online planning.</p>	<p>Assess recognition of letters: s a t p i n m d.</p> <p>Record assessment in folder and on Bug Club tracking.</p>
<p>11.45 – 11.55 Daily Worship</p>	<p>Daily Worship – Gospel</p>	<p>Daily Worship – ten ten.</p>	<p>Daily Worship – Songs of praise.</p>	<p>Daily Worship – Songs of Praise</p>	<p>Daily Worship – Who would you like to pray for today?</p>
Lunch 12noon – 1pm					
<p>Mental health and wellbeing.</p>	<p>Zones of Regulation (15mins) Intent – To discuss feelings. Activity: Circle time – discuss how we are feeling today.</p>	<p>imoves Emotional Wellbeing Anxiety Hot spots https://platform.imoves.com/lesson/3646/297</p>	<p>Zones of Regulation Intent – To learn regulation strategies for keeping calm. Activity: Mindfulness colouring to calming music.</p>	<p>imoves Emotional Wellbeing Anxiety Hot spots https://platform.imoves.com/lesson/3646/297</p>	<p>Zones of Regulation Intent – To learn regulation strategies. Activity: Discuss and practise breathing strategies for calming down. https://www.youtube.com/watch?v=RiMb2Bw4Ae8</p>
<p>Focus Activity</p>	<p>Expressive Art & Design Intent: To make large and small scale marks using chalk.</p>	<p>Physical Development - PE Intent: To develop balance bike skills. To develop throwing and catching skills.</p>	<p>Religious Education Intent: To understand that God created us all but we are not all the same.</p>	<p>Understanding the World Intent: To learn about the life of Rosa Parks and the important part she played in History.</p>	<p>PSED – Circle time Intent: To talk about our CST Big Question. CST Big Question: Do all people experience the same human rights?</p>

OLC WEEKLY LEARNING PLAN (FS2)

	<p>Activity: Kapow lesson 3. Challenge the children to use their chalk to make some really large marks, so that they have to use their entire arm and shoulder to make the motion: "Can you make a huge circle/line/zig zag?"</p>	<p>Warm up: Play beans game. Play stop go game. Activity: Set up stations: 1. Balance bikes. 2. Cones 3. Bean bags. 4. Chalk star with number – star jumps.</p>	<p>Introduction: Talk to the children about how we look. What colour is our hair, our skin? What colour are our eyes? Activity: Children to decorate the cut out people to make it look like themselves.</p>	<p>Introduction: Listen to the PowerPoint story of Rosa Parks. Discuss what happened and what we can learn from this event. Activity: To use chairs and large pieces of cardboard to make and decorate a bus. In groups, take turns to sit on the bus and act out the story. Discuss how important it is to make everybody feel welcome.</p>	<p>Activity: Golden Time</p>
	<p>Music Intent: To explore how to use our bodies to make sounds.</p>				
	<p>Kapow lesson 2.</p>				
<p>Story Time</p>	<p>Intent: To anticipate – where appropriate – key events in stories. To listen attentively and respond to what they hear with relevant questions, comments and actions when being read to and during whole class discussions and small group interactions. To make comments about what they have heard and ask questions to clarify their understanding;</p>				

Continuous provision and Independent activities

<p>Maths Area Use 10 frame bus and number cards 1 – 10. Put the correct number of people on the bus.</p> <p>Pipe cleaners – Which shapes can you make?</p> 	<p>Creative Area With adult support - Use the large boxes to make a bus. Look at pictures of American buses... how are they different to the buses in our country? Act out the story of Rosa Parks.</p> <p>Thurs - Decorate letter 'd' to look like a dinosaur.</p> 	<p>Communication Language & Literacy Area Phonics games, S a t p sorting game. Put the objects on the correct initial sound. Large piece of paper and felt tips on floor. Children to practise forming letters s a t p. Friday – put a tin in the middle of the table with post it notes and felt tip pens. Children to write label: 'a tin.' Clipboards and pens – Go on a letter hunt around the classroom. Record the letters that you find.</p>
---	--	--

OLC WEEKLY LEARNING PLAN (FS2)

<p>Understanding the World Area Godly Play - Create a scene using the model animals to show God's creation.</p>	<p>Small World Area Use little Lego to create vehicles and buildings.</p>	<p>Outdoor Area Balance Bikes, trikes, chalk, building using bricks, blocks and crates.</p>
<p>PSED Work together to make jigsaws.</p>	<p>Finger Gym Area. Play dough. Threading,</p>	<p>Role Play Area – Home corner / market.</p>

Communicating with school: Please direct all queries to the school office email on: office@olc.solihull.sch.uk

