




Autumn Term-Week 3

*This week in class, we are excited to explore the beautiful story **We Are Together** by Britta Teckentrup. This wonderful book emphasises the importance of being unique while also celebrating the power of community and friendship. Through vibrant illustrations and uplifting messages, the story teaches children how special each of them is and how we can accomplish amazing things when we come together and support one another. We encourage you to ask your child about the story and how they see these themes of unity and friendship in their own lives.*



This Weekly Learning Plan shares the learning that will be taking place this week and helps you to complete it during your time at home. Each day has a variety of lessons to ensure you access the whole curriculum while at home. You will find that there may be some slides to read / share with a grown up or a video to watch. There will also be some activities to complete.

Teachers: TLSAs: Student TLSA:	Mrs Sandhu-White Mrs Comerford (Whole Day) Mrs Hull-(AM)	Year:	FS1	Date:	WB 23rd September 2024
---	--	--------------	-----	--------------	------------------------

	MONDAY	TUESDAY	WEDNESDAY	THURSDAY	FRIDAY
8.45 – 9.00am	Hang up coats, morning prayer, registration, dinner choices. Zones of regulation register. Wake up shake up.				
9.00am – 9.15am	Daily Worship Gospel	Daily Worship Meditation Prayers	Daily Worship To live as Jesus taught us	Daily Worship Song of Praise	Daily Worship Song of Praise
 9.15am – 9.30am Focus group work. 9.30am – 10.00 Continuous Provision.	Communication Language & Speaking and Listening Text: We Are Together by Britta Teckentrup 	Expressive Arts & Design LO: To experiment with different materials.	Well-being Wednesday Jigsaw Lesson 3 - Being at Nursery/Pre-school LO: To work together and consider other people's feelings.	RE – NA – Creation: God the Creator BIG QUESTION: What Did God create?	PE: REAL PE-Off to the Seaside  LO: To follow instructions and practise safely. To enjoy working on simple tasks with help.

OLC WEEKLY LEARNING PLAN (FS1)

	<p>LO: To listen, show attention and understanding to a story.</p>				
	<p><u>Listen:</u> To listen attentively to the above story.</p> <p><u>Activity:</u> Whole class discussion throughout the story.</p> <p>Discussion points:</p> <p>On our own, we're special, and we can chase our dream. But when we join up, hand in hand, together, we're a team.</p> <p>Celebrate the power of love and friendship.</p> <p>The poem within the book has a reassuring tone which discusses the positives of friendship and community.</p> <p>The illustrations evoke a feeling of global community by ensuring diversity amongst the people and environments shown.</p>	<p><u>Activity:</u> Junk Modelling- Provide a wide range of resources(boxes, feathers, bottle tops, crate paper etc) for the children to explore, experiment and play with.</p>	<p><u>Activity:</u> Lesson 3 <i>Explain that Jenie has a problem...Jenie tells you about some children who left a HUGE mess in their outside space at nursery. Everyone was sad because all the resources were dirty/covered in mud and so mixed up that no-one knew what went where. So they just left them in a mess and didn't tidy them up.</i></p> <p><i>Ask the children: is it kind to leave a mess?</i></p> <p><i>Listen to responses...Jenie helps the children by suggesting that they have a go at working together because it's more fun and gets the job done!</i></p> <p>KEY VOCABULARY</p> <ul style="list-style-type: none"> • Kind • Problem • Together 	<p><u>Activity:</u> Create artwork in response to creation story</p>	<p><u>Activity:</u> Lesson 2</p> <p>Warm up: Bike adventure</p> <p>Personal Skills</p> <p>Fundamental Movement Skill Focus: Coordination Footwork</p> <p>REAL PE</p>



OLC WEEKLY LEARNING PLAN (FS1)

10.00 – 10.15	Snack time				
10.15 – 10.45	Morning play				
10.45 – 11.15	Maths	Phonics	Maths	Understanding the World Speaking & Listening	Phonics
	LO: To learn simple number songs.	LO: To learn alphabet songs.	LO: To learn simple number songs.	LO: To understand how we are all different.	LO: To learn alphabet songs.
	<u>Activity</u> Number songs	<u>Activity:</u> Mr Tumble’s Alphabet Song Alphabet song	<u>Activity:</u> Number songs	<u>Activity:</u> How are we different? Discussion. Create lollypop puppets of themselves.	<u>Activity:</u> Mr Tumble’s Alphabet Song Alphabet song
	Nursery rhymes and songs				
	Story – Hand washing – Prayers - Lunch				
Afternoon	Continuous provision and independent activities				
Continuation of morning activities and continuous provision.	<u>Maths Area</u> Number puzzles Matching number cards Finger flash cards-show me 3 fingers etc Use various materials to create numbers	<u>Expressive Art & Design Area.</u> Provide opportunities for imaginative play by using clothes and props to help children to be whatever they want to be. For example, hats, shoes and bags and so on. Gluing and sticking activities		<u>Communication Language & Literacy Area.</u> Mark making wall SWB’s and markers-which shapes can we make? Sand tray/Glitter and brushes tray	

OLC WEEKLY LEARNING PLAN (FS1)

<p><u>Understanding the World</u> Tuff tray-family pictures-to encourage discussion</p> <p>Tuff tray-photos of people, buildings in our community-church, school, police officer etc</p>	<p><u>Small World Area</u> Cars in the city</p> <p>Farm</p> <p>Zoo animals</p>	<p><u>Outdoor Area</u> Bikes, trikes, tyres</p> <p>Mark making and colouring area</p> <p>Reading area</p> <p>Construction</p>
<p><u>PSED</u> Short stories</p> <p>Circle Time with Jigsaw Jenni-What do we love about Nursery?</p>	<p><u>Finger Gym</u> Finger Gym</p> <p>Tweezer activities</p> <p>Finger painting</p> <p>Threading</p>	<p><u>Role Play Area</u> House-familiarity of home.</p>

Communicating with school

If you have any queries, please contact the school office. office@olc.solihull.sch.uk