


OLC WEEKLY LEARNING PLAN (FS2)







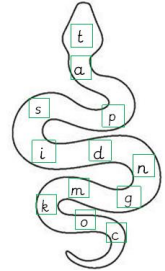
Hello children, we are continuing with our current topic, "All About You & Celebrations". This week we will be reading "From Head to Toe" By Eric Carle. Our Catholic Social Teaching, (CST), is focusing on Solidarity. Big Question: How can we create and promote peace in our classroom?




Teachers:	Mrs Monington/Mrs Haycock, Miss Bailey	Year:	FS2	Date:	9 th October 2023
TLAs:	Mrs Gibbons (FS2HM) Mrs Martinez (FS2B) Mrs Hull (FS2)				

Introduction- Look at the illustrations on the cover of the book. What we can see?	MONDAY	TUESDAY World Mental Health Day	WEDNESDAY	THURSDAY	FRIDAY Flu Immunisations
 Phonics	LO: To learn phase 2 sounds. To recall previously taught sounds.				
Phonics	Phoneme: 'g' Watch Bug Club lesson g. Sky write the letter. Complete g formation activity. Read, 'It is Dim.'	Watch Bug Club lesson o. Sky write the letter. Complete o formation activity. Read, 'It is Dim.'	Watch Bug Club lesson c. Sky write the letter. Complete c formation activity. Read, 'It is a ?.'	Watch Bug Club lesson k. Sky write the letter. Complete k formation activity. Read, 'Kat and Dan.'	Phonics - sounds - recap 'satpinmdgock'. Look at different objects and discuss which sound they start with. Sort the objects and say corresponding initial letter sound.
	LO: To count to 5	LO: To practice l:l correspondence	LO: To understand order irrelevance	LO: To represent numbers to 5	LO: To count to 5

OLC WEEKLY LEARNING PLAN (FS2)

 <p>Mathematics Unit 1: Numbers to 5</p>	<p>See power maths planning</p>		 <p>Complete practice journal page 6.</p>		 <p>Complete practice journal page 7.</p>
<p>Literacy</p> 	<p>LO: To learn new vocabulary. To engage in story times. To develop social phrases.</p> <p>Introduction: Listen to the story. "From Head to Toe."</p> <p>Discuss what is happening in the story. Give children time to discuss the story events and characters. Role play the story with your group.</p>	<p>PSED</p> <p>LO: To know my views are valued.</p> <p>I can contribute to the Learning Charter I recognise how it feels to be proud of an achievement I am starting to understand children's rights and this means we should all be allowed to learn and play.</p> <p>Lesson 4 Rewards and Feeling Proud</p>	<p>Real PE – In hall Physical Development LO: To safely negotiate space and refine movements</p> <p>Warm up: Pirate adventure</p> <p>Personal Skills I can work on simple tasks by myself. I can follow instructions and practise safely. I enjoy working on simple tasks with help.</p> <p>Fundamental Movement Skill Focus Static balance one leg. Introduction & Activity: See online planning.</p>	<p>LO: To read individual letters by saying the sounds.</p> <p>Activity: Sound snake. Individually identify the letter sounds on the snake.</p> 	

OLC WEEKLY LEARNING PLAN (FS2)

<p>11.45 - 11.55 Daily Worship</p>	<p>Daily Worship - Gospel</p>	<p>Daily Worship - CST Big Question: How can we be a good friend?</p>	<p>Daily Worship - Ways we have shown how To Live As Jesus Taught Us.</p>	<p>Daily Worship - Songs of Praise</p>	<p>Daily Worship - Learn how to pray to the Rosary.</p>
<p>Lunch 12noon - 1pm</p>					
<p>Mental health and wellbeing.</p>	<p>Zones of Regulation (15mins) Intent - To discuss feelings. Activity: Circle time - discuss how we are feeling today.</p>	<p>imoves https://platform.imoves.com/subjects/1/subcategories/320 Active Blast</p>	<p>Zones of Regulation Intent - To learn regulation strategies for keeping calm. Activity: Mindfulness colouring to calming music.</p>	<p>imoves https://platform.imoves.com/lesson/3653/299 Vegetable Song</p>	<p>Zones of Regulation Intent - To learn regulation strategies. Activity: Discuss and practise breathing strategies for calming down. https://www.youtube.com/watch?v=RiMb2Bw4Ae8</p>
<p>Focus Activity</p>	<p>Expressive Art & Design</p>	<p>Religious Education</p>	<p>Religious Education</p>	<p>Understanding the World</p>	<p>PSED - Circle time</p>
	<p>LO: To develop observational drawings and skills. Art: Lesson 4: Observational pencil drawings Developing skills in observation, using pencils to draw and reflecting on whether their drawings show what they can see.</p>	<p>LO: To explore the significance of the Rosary. October is the month of The Rosary. Discuss the importance of the Rosary. Look at pictures of a Rosary. Discuss the features of it. Activity: Make a whole class Rosary using natural items.</p>	<p>RE RB- People Who Care For Us LO: To explore and discuss relationships of love. Talk about who helps us get ready in the morning. Who feeds us? Activity: In a house outline, children to draw pictures of all of the people who love them.</p>	<p>LO: To understand the effect of changing seasons on the natural world around us. Discuss the four seasons of the year. We have recently moved to a new season. Do we know what it is? Autumn! This means the environment around us starts to change. We see new colours and find new treasures around the natural environment.</p>	<p>LO: CST Participation Big Question: How can we make sure that everybody gets a turn when we play? - Daily promotion of turn taking and good sharing. Activity: PSHE discussion circle time. Examples of good turn taking.</p>

OLC WEEKLY LEARNING PLAN (FS2)

				<p>Activity: Using colour swatches, search for and compare colours and objects in the natural environment.</p>	
		<p>Physical Development - PE - Outdoors. Intent: To develop balance bike skills. To develop throwing and catching skills. Set up stations:</p> <ol style="list-style-type: none"> 1. Balance bikes. 2. Cones 3. Bean bags for throwing to a partner. 4. Chalk star with number - star jumps. 			<p>Golden Time</p> <p>Assembly</p>
<p>Story Time</p>	<p>Intent: To anticipate - where appropriate - key events in stories. To listen attentively and respond to what they hear with relevant questions, comments and actions when being read to and during whole class discussions and small group interactions. To make comments about what they have heard and ask questions to clarify their understanding;</p>				

Continuous provision and Independent activities

<p>Maths Area Number formation stones- follow with your finger to form the numbers. Five frames and objects- count to 5!</p> 	<p>Creative Area (Tuesday) "O is for octopus" craft. (Adult supported)</p> 	<p>Communication Language & Literacy Area Phonics games, Discuss Autumn pictures Pattern tracing sheets</p> 
<p>Understanding the World Area Investigate Autumn tuff tray. Discuss objects and colours.</p>	<p>Small World Area Little people- Wooden blocks- free choice build.</p>	<p>Outdoor Area Balance Bikes, trikes, chalk, building using bricks, tyres and crates.</p>
<p>PSED Work together to make jigsaws. Turn taking games- giant snakes and ladders</p>	<p>Finger Gym Area. Play dough. Stencils and colouring pencils</p>	<p>Role Play Area - Home corner.</p>

Communicating with school

All queries should be directed to the school office email.

Email Address:

Please direct all queries to the school office email on: office@olc.solihull.sch.uk