

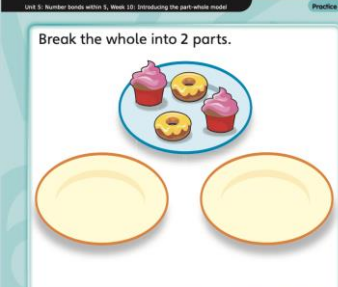
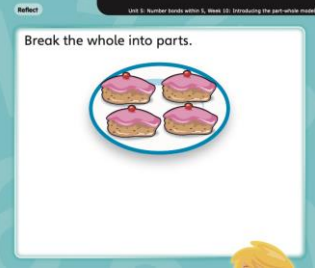


OLC WEEKLY LEARNING PLAN (FS2)






Hello children, our story this week is called: 'The Jolly Christmas Postman' by Allan Ahlberg and Janet Ahlberg.
 Our Catholic Social Teaching, (CST) is focussing on Distributive Justice
Big Question: *Is it fair that some countries have more than others?*


Teachers: TLASs:	Mrs Monington / Mrs Haycock, Miss Bailey Mrs Gibbons (FS2HM) Mrs Hull (FS2B) AM Mrs Martinez (FS2B) PM	Year:	FS2	Date:	4 th December 2023
-----------------------------------	--	--------------	-----	--------------	-------------------------------

	MONDAY	TUESDAY	WEDNESDAY	THURSDAY	FRIDAY World Science Day
 Phonics	LO – To say the sound for each digraph: 'oo,' 'oo' 'ar' 'or': Practise reading and spelling the tricky words.				
	Practise spelling words containing: 'oo' (long) Sky write the letter. Complete 'oo' formation activity.	Practise spelling words containing: 'oo' (short) Sky write the letter. Complete 'oo' formation activity.	Language Lesson. Write: Can we go to the zoo?	Practise words containing: 'ar' Sky write the letter. Complete 'ar' formation activity.	Practise words containing: 'or' Sky write the letter. Complete 'or' formation activity.
 Mathematics Power Maths. Unit 5: Number Bonds Within 5. This unit supports the following ELG: Have a deep understanding of number to 10, including the composition of each number Automatically recall numbers bonds up to 5 and some number bonds to 10, including double facts	L.O: To introduce the Part Whole Model	L.O: Introducing the Part Whole Model	L.O: To recognise different representations using the Part Whole Model	L.O: To recognise different representations	L.O: To find number bonds
	Learning focus Splitting a group of objects into two groups.	Learning focus Breaking a whole into two distinct parts	Learning focus Recognising different representations of two parts 	Learning focus Finding different ways to break groups into parts	Learning focus Find numbers to 3, 4 and 5 

OLC WEEKLY LEARNING PLAN (FS2)

	RE	Communication, Language and Literacy	Wellbeing Wednesday PSHE Jigsaw	Physical Development PE in hall Real PE	Communication, Language and Literacy - Reading Focus
	<p>LO: To join together with family and friends as we pray in collective worship.</p>	<p>L.O: To learn new vocabulary. To engage in story times. To develop social phrases. L.O: To give meaning to marks made, to write recognisable letters.</p>	<p>L.O: To know we are all different but the same in some ways.</p>	<p>L.O: To explore a seated balance.</p>	<p>L.O: To write a Christmas List to Father Christmas. Carefully post the letter to the North Pole.</p>
	<p>Stay and Pray FS – 9:15am</p> 	<p>It's Christmas Eve and the Jolly Postman is delivering greetings to various fairy-tale characters - there's a card for Baby Bear, a game appropriately called 'Beware' for Red Riding Hood from Mr Wolf, a get-well jigsaw for hospitalised Humpty Dumpty and three more surprise envelopes.</p> <p>Discuss the story. Children create letters for one of the characters in the story.</p>	<p>Lesson 5: Jigsaw Piece 5 (Making Friends)</p> <p>Sing the Jigsaw Song: 'There's a Place'. Talk to each other about how we make friends. What can we say or do?</p> <p>Questions: How do you make friends? How can we be kind friends? What can we do if we see someone by themselves? How can we be kind friends? What can we say that would make us a kind friend?</p>	<p>Jungle Adventure</p> <p>See Real PE Planning</p>	<p>Today children will be posting their letters to Santa.</p> 
<p>11.45 – 11.55 Daily Worship</p>	<p>Daily Worship – Gospel Gospel:</p>	<p>Daily Worship – Ten Ten. I can pray: Sing... (To the tune of 'I hear thunder') I can pray (I can pray) Anywhere (anywhere) Put your hands together (put your hands together) Time for prayer (time for prayer)</p>	<p>Daily Worship – Songs of praise. https://www.youtube.com/watch?v=tODIA2q7Y9I</p>	<p>Daily Worship – Songs of Praise https://www.youtube.com/watch?v=uHCwoDgSgXg</p>	<p>Daily Worship – Who would you like to pray for today?</p>
<p>Lunch 12noon – 1pm</p>					
<p>Mental health and wellbeing.</p>	<p>Zones of Regulation (15mins) Intent – To discuss feelings. Activity: Circle time – discuss how we are feeling today.</p>	<p>imoves Emotional Wellbeing Anxiety Hot spots https://platform.imoves.com/lesson/3646/297</p>	<p>Zones of Regulation Intent – To learn regulation strategies for keeping calm. Activity: Mindfulness colouring to calming music.</p>	<p>imoves Emotional Wellbeing Anxiety Hot spots https://platform.imoves.com/lesson/3646/297</p>	<p>Zones of Regulation Intent – To learn regulation strategies. Activity: Discuss and practise breathing strategies for calming down. https://www.youtube.com/watch?v=RiMb2Bw4Ae8</p>

OLC WEEKLY LEARNING PLAN (FS2)

Focus Activity	Understanding the World Science focus.	Physical Development - PE	Religious Education	Expressive Art & Design	PSED – Circle time
	L.O:	L.O: To learn fundamental Movement Skills	L.O: Unit C Advent	L.O: To create a self-portrait.	L.O: To talk about our CST Big Question. CST Big Question: How can we promote peace in our school
		I can play with others and take turns and share with help. Fundamental Movement Skills Dynamic Balance to Agility Jumping and Landing Static Balance Seated		Activity: Art: Lesson 3: Painting to music Using paint to record emotional responses to different pieces of music, creating exciting and expressive paintings. See Kapow planning.	Activity: Golden Time
Story Time	L.O: To anticipate – where appropriate – key events in stories. To listen attentively and respond to what they hear with relevant questions, comments and actions when being read to and during whole class discussions and small group interactions. To make comments about what they have heard and ask questions to clarify their understanding;				

Continuous provision and Independent activities

Maths Area	Expressive Arts & Design Area	Communication Language & Literacy Area
------------	-------------------------------	--

Repeating Patterns



Repeating patterns create Christmas wrapping paper.

One more on the line
Use a washing line and socks to show one more. Say: First there are 3 socks, then one more is hung on the line, now there are 4 socks.



Create a 5 frame grid on carpet using masking tape. Children to choose a number to start on and jump on one more. What number have they landed on?



Create Christmas Decorations



Cotton bud painting baubles

FS2B

Large piece of paper on the floor can you read the words on the Christmas tree.

Clipboards and pens – Go on a letter hunt around the classroom. Record the letters that you find.

FS2HM

Roll of paper on floor with letters in a grid. Can children copy the letter and draw something that begins with that letter?

Magic writing boards – Practise name writing.




Wipeboard pens, wipeboards and cvc wooden pictures – can the children use their phonic knowledge to spell the words?

Understanding the World Area

Small World Area

Outdoor Area

OLC WEEKLY LEARNING PLAN (FS2)

<p>IWB games: https://www.starfall.com/h/holiday/earthday/?sn=main https://www.bbc.co.uk/games/embed/g7rh7b3d4q?exitGameUrl=https%3A%2F%2Fwww.bbc.co.uk%2Fcbabies%2Fgames%2Fdown-on-the-farm-a-year-on-your-farm</p>	<p>Godly Play FSHM – create a Nativity scene</p>	<p>Children to use small word animals, wooden figures and building blocks to retell the story of Jesus getting lost in the Temple.</p>	<p>Balance Bikes, trikes, chalk, building using bricks, blocks and crates. Put letters s a t p i n on wall. Give children water squirters. Children to say the sound that the water hits.</p>
<p>PSED –FS2B</p>	<p>Physical Development</p>	<p>FS2B Cardboard box village</p> 	
<p>Work together to make jigsaws. Make a face showing different emotions:</p> 	<p>Finger Gym Area. FS2B</p> 	<p>Threading cotton reels. Leaf wrap craft.</p>	<p>Role Play Area – Home corner Enhance with real items. Metal tea pot, real plates etc... Shop in Maths area. Provide children with wild boxes, medical equipment and cuddly toy wild animals – hedgehog, badger, fox etc... Children to create their own animal rescue centre.</p>
	<p>FS2HM</p> 	<p>Shaving foam on door window... Children to practise writing letters. Pipettes & Duplo.</p>	

