

OLC WEEKLY LEARNING PLAN (FS2)




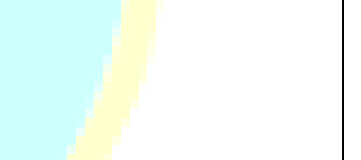


Hello Children,
 This week we are continuing with our topic Splash! On Monday, we will be making cards for a very important person in our lives.
 This half term, our Key Instant Recall Facts for Maths are: To know patterns within numbers up to 10, including double facts.


Teachers: TLSAs:	Mrs Monington / Mrs Haycock, Miss Bailey Mrs Gibbons (FS2HM) Mrs Hull (FS2B) AM Mrs Martinez (FS2B) PM	Year:	FS2	Date:	WB 20 th May 2024
---------------------	--	-------	-----	-------	------------------------------

	MONDAY	TUESDAY	WEDNESDAY	THURSDAY	FRIDAY
<p>Phonics Bug Club Phase 4 Unit 12</p>	LO – To say the sound for each digraph: Practise reading and spelling sentences.				
	Phase 4 Recap Unit 12 cvcc lesson	Write a character description. Model writing a sentence for the character e.g. <i>The orange crab had red claws.</i>	Using the whiteboards practice writing sentences containing sh sound.	Write a setting description. Model writing a sentence for the setting e.g. <i>The slimy seaweed in the rock pool.</i>	Sequencing the story using finger puppets. In table groups retell the story with each child having a different character.

OLC WEEKLY LEARNING PLAN (FS2)

 <p>Mathematics - Doubling</p>	<p>Learning focus Children will revisit what is meant by doubling and will learn to recognise and represent doubles to double 5 in a range of contexts.</p>	<p>Practical Doubling Activity using Numicon</p>	<p>Doubling Outdoors</p>	<p>Practical Doubling Activity</p>	<p>IWB Doubling game</p>
 <p>https://www.youtube.com/watch?v=aQ6SvbrEhvl</p>	<p>Communication, Language and Literacy.</p>	<p>RE</p>	<p>Wellbeing Wednesday PSHE Jigsaw</p>	<p>Physical Development PE in hall Real PE</p>	<p>Communication, Language and Literacy - Reading Focus</p>
	<p>LO: To make predictions about a story. LO: To anticipate key events.</p>	<p>L.O: To recall some of the things in the Church.</p>			
	<p>Tell the children that we are going to be reading and writing stories about the story Sharing a Shell. Look at the front cover and discuss: What is the title? Who is the author? What do they think the story is about? Who is the character in the story? What do you think will happen in the story? Read the story Sharing a Shell. Discuss what they liked about the story and</p>	<p>Recall some of the things that they see in the Church and some of the things that we do. Hear about people in the parish who visit sick people in their homes.</p>	<p>Lesson 2: Jigsaw Piece 2 (Respecting My Body) I can tell you some things I can do and foods I can eat to be healthy.</p>	<p>Sports Day Practice</p>	<p>Activity: Play phoneme bingo.</p>

OLC WEEKLY LEARNING PLAN (FS2)

	what they disliked about the story.				
11.45 – 11.55 Daily Worship	Daily Worship: Gospel.	Daily Worship – Ten Ten. I can pray: Sing... (To the tune of 'I hear thunder') I can pray (I can pray) Anywhere (anywhere) Put your hands together (put your hands together) Time for prayer (time for prayer)	Daily Worship – Songs of praise. https://www.youtube.com/watch?v=tODIA2q7Y9I	Daily Worship – Songs of Praise https://www.youtube.com/watch?v=uHCwoDgSgXg	Daily Worship – Who would you like to pray for today?
Lunch 12noon – 1pm					
Mental health and wellbeing.	Zones of Regulation (15mins) Intent – To discuss feelings. Activity: Circle time – discuss how we are feeling today.	imoves Emotional Wellbeing Anxiety Hot spots https://platform.imoves.com/lesson/3646/297	Zones of Regulation Intent – To learn regulation strategies for keeping calm. Activity: Mindfulness colouring to calming music.	imoves Emotional Wellbeing Anxiety Hot spots https://platform.imoves.com/lesson/3646/297	RE Gospel activity. Listen to the Gospel and complete the activity sheet.
Focus Activity	Expressive Art & Design (D&T)	Physical Development - PE	Religious Education	Understanding the World	Music - Kapow
	L.O: To make a card for someone special.	L.O: Move energetically, such as running, jumping, dancing, hopping, skipping and climbing.	L.O: Hear about people in the parish who visit sick people in their homes.	L.O: To locate a beach on a map.	Kapow Music. Lesson 2 - Storytelling with actions
	Activity: Using different materials make a card.	Activity: Set up a carousel of activities outside. 1. Hurdles. 2. Skip in and out of the cones. 3. Jump from one spot to another. 4. Egg & Spoon.	Introduction: Talk to the children about what the priest does when he goes to visit someone in their home who is sick. Activity: Draw a picture of the priest visiting someone in their home.	Look on a map and find the location of your nearest beach. How would you get there? How long would the journey take?	
Story Time	L.O: To anticipate – where appropriate – key events in stories. To listen attentively and respond to what they hear with relevant questions, comments and actions when being read to and during whole class discussions and small group interactions. To make comments about what they have heard and ask questions to clarify their understanding;				

Whole school Golden Time.

OLC WEEKLY LEARNING PLAN (FS2)

Characteristics of Effective Learning

Playing and exploring • finding out and exploring • using what they know in their play • being willing to have a go.

Active learning • being involved and concentrating • keeping on trying • enjoying achieving what they set out to do.

Creating and thinking critically • having their own ideas • using what they already know to learn new things • choosing ways to do things and finding new ways

Continuous provision and Independent activities		
<p>Maths Area</p> <p>Shape tiles – compose and decompose shapes. Make a crab.</p> <p>Small shape tiles – create a starfish.</p> <p>Numicon – practice doubling</p>	<p>Expressive Arts & Design Area</p> <p>Sealife painting.</p> <p>Musical instruments – make a sound like the ocean</p> <p>Junk modelling – Make an animal that lives in the sea.</p>	<p>Communication Language & Literacy Area</p> <p>Pictures of sea creatures - Children to write a sentence based on the picture. Children to extend their sentences by using the conjunction, 'and.'</p> <p>Phoneme pictures - Write the words using dry wipe pens.</p> <p>Write the words for the CVC pictures.</p> <p>Story corner.</p> <p>Picture / sentence match game. – Read the sentence and match with the correct picture.</p>
<p>Understanding the World Area</p> <p>Make a list of animals / plants that you might find in seaside habitats. How many different types of habitats can you find there (beach / rock pools / ocean)?</p> <p>Choose one of the animals in the story and find out about it. Can you write a report about where it lives, what it eats, how it might defend itself etc.?</p>	<p>Small World Area</p> <p>Godly Play – the priest going to visit someone very poorly.</p> <p>FS2B - Duplo. Playing & Exploring - Draw a design on clipboard then have a go at building it.</p> <p>FS2HM - Dolls house - Invent stories with their teachers and peers.</p>	<p>Outdoor Area</p> <p>Balance Bikes, trikes, chalk, building using bricks, blocks and crates.</p> <p>Provide children with ribbons to weave in and out of the fence.</p> <p>Tricky word squirt - Give children water squirters. Children to say the words that the water hits.</p> <p>Ice cream shop – provide children with pieces of paper and pens so that they can write menus and signs for the ice cream shop.</p>
<p>PSED</p>	<p>Physical Development</p>	

OLC WEEKLY LEARNING PLAN (FS2)

<p>Play snakes and ladders - Turn taking & counting.</p> <p>Make jigsaws together - Work towards a simple goal.</p> <p>Active learning - keep on trying.</p>	<p>Finger Gym Area.</p> <p>Draw around flower stencils and cut them out.</p> <p>Observational drawings of a minibeast - begin to show care and accuracy when drawing.</p>	<p>Role Play Area – FS2B – Home corner</p> <p>FS2HM - Garden Centre - Hold conversation when engaged in back-and-forth exchanges with their teacher and peers.</p> <p>Creating & thinking critically - Take part in pretend play.</p>
--	---	---

Communicating with school: Please direct all queries to the school office email on: office@olc.solihull.sch.uk

