






OLC WEEKLY LEARNING PLAN (FS2)


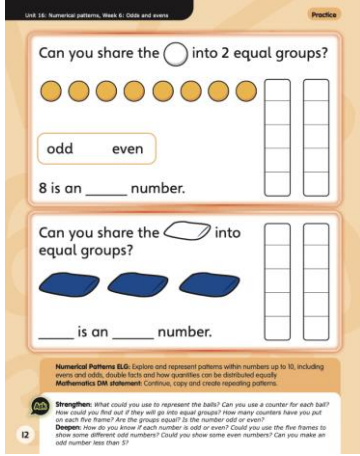




Hello children, this week we will take a journey through the garden and discover the bugs that are living there. We will be reading 'My First Book of Garden Bugs' by Mike Unwin and illustrated by Tony Sanchez. We will be looking at the names of some common garden insects and learn some interesting facts about them. We will be learning all about Pentecost as a special celebration in the church and that Jesus promised to send the Holy Spirit. In Maths, we are continuing with numerical patterns looking at equal groups and odd and even numbers.


<b>Teachers:</b>	Mrs Monington / Mrs Haycock, Miss Bailey	<b>Year:</b>	FS2	<b>Date:</b>	WB 13th May 2024
<b>TLSAs:</b>	Mrs Gibbons (FS2HM) Mrs Hull (FS2B) AM Mrs Martinez (FS2B) PM				

	MONDAY	TUESDAY	WEDNESDAY	THURSDAY	FRIDAY
 <b>Phonics</b>	L.O: To spell words by identifying sounds in them and representing the sounds with a letter or letters. L.O: To write simple phrases and sentences that can be read by others.				
	Write a sentence about the picture. Eg: A snail has a shell. 	Write a sentence about the picture. Eg: A furry bee with wings. 	Write a sentence about the picture. Eg: A big butterfly. 	Write a sentence about the picture. Eg: A green shield bug. 	Read phase 3 tricky words.  Practise reading the sentences this week.


OLC WEEKLY LEARNING PLAN (FS2)


 <p><b>Mathematics</b> Power Maths. Unit 16 - Numerical patterns. Odds and Evens This unit introduces the mathematical patterns of doubling, halving and odd and even numbers. At this stage, children will explore the patterns and practise using the new vocabulary.</p> <p>This week, children will continue their work on numerical patterns to explore odd and even numbers in familiar contexts. They will use their understanding of equal groups to identify odd and even numbers.</p>	<p><b>Learning focus</b> Understanding the importance of equal groups for fairness.</p>	<p><b>Learning focus</b> Understanding that some groups of items cannot be shared equally into two equal groups</p>	<p><b>Learning focus</b> Beginning to recognise odd and even numbers</p> 	<p><b>Learning focus</b> Recognising that there is a pattern in odd and even numbers.</p>	<p><b>Learning focus</b> Applying knowledge of odd and even numbers</p> 
	<p>Communication, Language and Literacy.</p> <p>L.O: To listen attentively and respond to what they hear with relevant questions, comments and actions when being read to and during whole class discussions.</p> <p>L.O: To use adjectives in our writing and speech to describe the minibeast.</p> <p>Example. A slow and slimy snail. A wriggly worm. A furry bee. A fast spider.</p>	<p>RE</p> <p>LO: To know that Jesus promised to send the Holy Spirit. To know that Pentecost is the day that the Holy Spirit came to the disciples and is a special celebration for the Church.</p> <p>Introduction: Hear the story of Pentecost.</p> <p>Activity: Children to draw a picture of the disciples with tongues of fire above their heads.</p>	<p>Wellbeing Wednesday PSHE Jigsaw</p> <p>LO: To understand how to be a good friend.</p> <p>Lesson 6: Jigsaw Piece 6 (Being the Best Friends We Can Be)</p> <p>I know how to be a good friend</p>	<p>Physical Development PE in hall Real PE</p> <p>Focusing on our 'minibeasts' theme; ; can they creep like a spider? Slither like a worm? Children can also practice moving like other insects and animals. We will be teaching children to negotiate space and obstacles safely, with consideration for themselves.</p>	<p>Communication, Language and Literacy - Reading Focus</p> <p>L.O: To read sentences to describe each minibeast.</p> <p>Activity: Play minibeast bingo reading each word.</p>

OLC WEEKLY LEARNING PLAN (FS2)

					
		Children to answer the Big Question: Why the colour red during Pentecost?			
<b>11.45 – 11.55 Daily Worship</b>	Daily Worship: Gospel.	Daily Worship – Ten Ten. I can pray: Sing... (To the tune of 'I hear thunder') I can pray (I can pray) Anywhere (anywhere) Put your hands together (put your hands together) Time for prayer (time for prayer)	Daily Worship – Practice the Holy Spirit song <a href="https://www.youtube.com/watch?v=zeOv8a1GcQw">youtube.com/watch?v=zeOv8a1GcQw</a>	Daily Worship – Songs of Praise <a href="https://www.youtube.com/watch?v=uHCwoDgSgXg">https://www.youtube.com/watch?v=uHCwoDgSgXg</a>	Daily Worship – Prayer circle Who would you like to pray for today?
<b>Lunch 12noon – 1pm</b>					
<b>Mental health and wellbeing.</b>	<b>Zones of Regulation (15mins)</b> Intent – To discuss feelings. Activity: Circle time – discuss how we are feeling today.	<b>imoves Emotional Wellbeing Anxiety Hot spots</b> <a href="https://platform.imoves.com/lesson/3646/297">https://platform.imoves.com/lesson/3646/297</a>	<b>Zones of Regulation</b> Intent – To learn regulation strategies for keeping calm. Activity: Mindfulness colouring to calming music.	<b>imoves Emotional Wellbeing Anxiety Hot spots</b> <a href="https://platform.imoves.com/lesson/3646/297">https://platform.imoves.com/lesson/3646/297</a>	<b>RE</b> Gospel activity. Listen to the Gospel and complete the activity sheet.
<b>Focus Activity</b>	<b>Expressive Art &amp; Design (D&amp;T)</b>	<b>Physical Development - PE</b>	<b>Religious Education</b>	<b>Understanding the World</b>	<b>Music - Kapow</b>
	L.O: To create a textiles product (bookmark) following their own design.	L.O: Move energetically, such as running, jumping, dancing, hopping, skipping and climbing.	L.O: To learn a simple Holy Spirit song.	L.O: To draw a map of where creatures like to live in our school.	Kapow Music.  Lesson 1 - Moving to Music

## OLC WEEKLY LEARNING PLAN (FS2)

	<p><i>Safely use and explore a variety of materials, tools and techniques, experimenting with colour, design, texture, form and function.</i></p> <p><i>Continue to create bookmarks.</i></p>	<p>First practice for Sports Day.</p> <p>Egg and Spoon race. Obstacle race. Skipping race.</p>	<p>Discuss the liturgical colour red for Pentecost.</p> <p>Holy Spirit song: <a href="https://www.youtube.com/watch?v=zeOv8a1GcQw">youtube.com/watch?v=zeOv8a1GcQw</a></p>	<p>Draw a map of where creatures like to live in our school.</p> <p>Which creatures can we find at school? Spiders, worms, woodlouse, ladybirds, caterpillars, butterflies.</p> <p>Use the magnifying glass to go on a bug hunt.</p>	<p>Whole school Golden Time.</p>
Story Time	<p><b>L.O: To anticipate – where appropriate – key events in stories. To listen attentively and respond to what they hear with relevant questions, comments and actions when being read to and during whole class discussions and small group interactions. To make comments about what they have heard and ask questions to clarify their understanding;</b></p>				
Characteristics of Effective Learning	<p><b>Playing and exploring • finding out and exploring • using what they know in their play • being willing to have a go.</b></p> <p><b>Active learning • being involved and concentrating • keeping on trying • enjoying achieving what they set out to do.</b></p> <p><b>Creating and thinking critically • having their own ideas • using what they already know to learn new things • choosing ways to do things and finding new ways</b></p>				

Continuous provision and Independent activities		
Maths Area	Expressive Arts & Design Area	Communication Language & Literacy Area
<p>Odds and Evens – sort the numbers into odds and evens.</p> <p>Ladybird sorting activity – Do the ladybirds have odd or even spots?</p>	<p>Paper Plate ladybirds.</p> <div style="text-align: center;">  </div> <p>Musical instruments - explore the sounds that each instrument makes.</p> <p>Junk modelling - Draw a picture of a minibeasts habitat and then use the junk modelling materials to create their model.</p>	<p>Minibeast word map - Children to write a sentence based on the picture. Children to extend their sentences by using the conjunction, 'and.' Start to use some adjectives.</p> <p>Phoneme pictures - Write the words using dry wipe pens.</p> <p>Label the map where creatures live in our school.</p> <hr/> <p>Story corner. Provide the children with a range of books with garden pictures for them to read and discuss with a friend.</p>

## OLC WEEKLY LEARNING PLAN (FS2)

Understanding the World Area	Small World Area	Outdoor Area
Science – Minibeast hunt - Can the children find any minibeasts in our outdoor area?	<p>Godly Play – Pentecost – children to add the disciples with tongues of fire above their heads.</p> <p>FS2B - Duplo. Playing &amp; Exploring - Draw a design on clipboard then have a go at building it.</p> <p>FS2HM - Dolls house - Invent stories with their teachers and peers.</p>	<p>Balance Bikes, trikes, chalk, building using bricks, blocks and crates.</p> <p>Provide children with ribbons to weave in and out of the fence.</p>
PSED	Physical Development	
<p>Play snakes and ladders - Turn taking &amp; counting.</p> <p>Make jigsaws together - Work towards a simple goal.</p> <p>Active learning - keep on trying.</p>	<p>Finger Gym Area.</p> <p>Draw around flower stencils and cut them out.</p> <p>Observational drawings of a minibeast - begin to show care and accuracy when drawing.</p>	<p>Role Play Area – FS2B – Home corner</p> <p>FS2HM - Garden Centre - Hold conversation when engaged in back-and-forth exchanges with their teacher and peers.</p> <p>Creating &amp; thinking critically - Take part in pretend play.</p>

**Communicating with school:** Please direct all queries to the school office email on: [office@olc.solihull.sch.uk](mailto:office@olc.solihull.sch.uk)