



OLC WEEKLY LEARNING PLAN (FS2)




Hello Children,
This week we will hear and become familiar the Our Father Prayer.
This half term, our Key Instant Recall Fact for Maths is: To subitise (recognise quantities without counting) up to 5.
Our Catholic Social Teaching for this half term is: The Common Good.

Teachers:	Mrs Monington / Mrs Haycock, Miss Bailey	Year:	FS2	Date:	WB 21st October 2024
TLSAs:	Mrs Attwood (FS2HM) AM. Mrs Wong (FS2B)				

	MONDAY	TUESDAY	WEDNESDAY	THURSDAY	FRIDAY
 Phonics Bug Club Phase 2 Set 1	LO – To say the sound for each digraph: Practise reading and spelling words.				
	Learn sound and action for – h Activity: Bug club recognition and formation sheet.	Learn sound and action for – b Activity: Bug club recognition and formation sheet.	Learn sound and action for – f Activity: Bug club recognition and formation sheet.	Learn sound and action for – l Activity: Bug club recognition and formation sheet.	INSET DAY
 Mathematics Unit 2: Compare groups within 5. Learning focus: Comparing quantities of non-identical objects	Learning focus To compare groups	Learning focus To compare groups of non-identical objects using one-to-one correspondence	Learning focus To compare groups by matching or subitising Complete Maths Journal p.10	Learning focus To compare groups by matching or subitising Complete Maths Journal p.11	
	Communication, Language and Literacy.	RE	Wellbeing Wednesday PSHE Jigsaw	Physical Development	

OLC WEEKLY LEARNING PLAN (FS2)

<p>Funny Bones</p> 	<p>L.O: To retell a story using picture prompts.</p>	<p>LO: To Learn the Our Father Prayer and actions</p>	<p>L.O: To learn strategies to deal with our feelings.</p>	<p>L.O: To follow instructions and practise safety.</p>	
	<p>Intro: Listen to the story. Discuss your favourite part with a TP. Activity: Using picture prompts, retell the story to an adult. Record favourite part as a pupil voice in books.</p>	<p>Introduce the children to the words of the "Our Father" as part of the prayer of Jesus. Use actions to teach the words.</p>	<p>Introduce our class Worry Monster. Explain to children that we can use the Worry Monster to share our worries. We can talk about our worries with a trusted adult or draw our worries on paper, to place in the Worry Monster. Model this. Children to share any worries they may have. Remind children that the worry monster is with us all year to help. If you don't have any worries, you could share your emotions. How are you feeling today?</p>	<p>Parachute games and activities.</p>	
<p>11.45 – 11.55 Daily Worship</p>	<p>Daily Worship: Gospel.</p>	<p>Daily Worship – Ten Ten. I can pray: Sing... (To the tune of 'I hear thunder') I can pray (I can pray) Anywhere (anywhere) Put your hands together (put your hands together) Time for prayer (time for prayer)</p>	<p>Daily Worship – Songs of praise. https://www.youtube.com/watch?v=tODIA2q7Y9I</p>	<p>Daily Worship – Songs of Praise https://www.youtube.com/watch?v=uHCwoDgSgXg</p>	
<p>Lunch 12noon – 1pm</p>					

OLC WEEKLY LEARNING PLAN (FS2)

<p>Mental health and wellbeing.</p>	<p>Zones of Regulation (15mins) Intent – To discuss feelings. Activity: Circle time – discuss how we are feeling today.</p>	<p>imoves Emotional Wellbeing Anxiety Hot spots https://platform.imoves.com/lesson/3646/297</p>	<p>Zones of Regulation Intent – To learn regulation strategies for keeping calm. Activity: Mindfulness colouring to calming music.</p>	<p>imoves Emotional Wellbeing Anxiety Hot spots https://platform.imoves.com/lesson/3646/297</p>	
<p>Focus Activity</p>	<p>Music</p>	<p>Physical Development - PE</p>	<p>Religious Education</p>	<p>Understanding the World</p>	
	<p>LO: To listen to and recreate music.</p>	<p>L.O: Move energetically, such as running, jumping, dancing, hopping, skipping and climbing.</p>	<p>RB- People Who Care For Us LO: To Listen to stories about the life of Jesus</p>	<p>Understanding the World L.O: To learn the importance of Skeletons.</p>	
	<p>Kapow lesson 5. To listen to sounds in nature and recreate them.</p>	<p>Activity: Set up a carousel of activities outside. 1. Hurdles. 2. Skip in and out of the cones. 3. Jump from one spot to another.</p>	<p>Introduction: Explain to the children that Jesus was constantly telling people about the way the Father cared for people. Share the story of the sparrows and God knowing every hair on your head. Reflect with the children some of the images in this story. Big Question: How precious do you think it shows people to be?</p>	<p>Watch the BBC video about skeletons and discuss. https://www.youtube.com/watch?v=3haTJCOkyxA Activity: Draw around a pupil and draw some of the bones in their body. As a group, label the bones and discuss their uses. Discuss how we can look after our bones.</p>	
<p>Story Time</p>	<p>L.O: To anticipate – where appropriate – key events in stories. To listen attentively and respond to what they hear with relevant questions, comments and actions when being read to and during whole class discussions and small group interactions. To make comments about what they have heard and ask questions to clarify their understanding;</p>				


OLC WEEKLY LEARNING PLAN (FS2)

Characteristics of Effective Learning

Playing and exploring • finding out and exploring • using what they know in their play • being willing to have a go.


Active learning • being involved and concentrating • keeping on trying • enjoying achieving what they set out to do.

Creating and thinking critically • having their own ideas • using what they already know to learn new things • choosing ways to do things and finding new ways



OLC WEEKLY LEARNING PLAN (FS2)

Continuous provision and Independent activities

Maths Area	Expressive Arts & Design Area	Communication Language & Literacy Area
<p>FS2B - Carpet shape tiles – FS2HM - Small shape tiles create a picture, talk about the shapes.</p> <p>FS2HM Sort the quantity of bones to match the numerals</p>	<p>Provide a range of materials for self- chosen activities.</p> <p>Painting – children to experiment with printing using different tools.</p>	<p>Sand in tuff tray and paint brushes – Children to mark make and practise forming the letters learned this week: Monday – h, Tuesday – b, Wednesday – f Thursday – l, Friday – hbfl</p> <p>Story corner. Share a story with a friend. Listen to and join in with nursery rhymes on the listening station. Look at books independently and handle books carefully.</p>
<p>Understanding the World Area</p> <p>Science – Use torches/ natural light, paper and figures objects to investigate shadows.</p>  <p>Draw around the shadows</p> <p>Geography – Build a street like in funnybones – Practitioner to model geographical vocabulary e.g. road, street lamp, pedestrian crossing, lamppost, post-box, telephone box.</p>	<p>Small World Area</p> <p>Godly Play – Doll's House. Children to play with people who help us in the home and act out familiar experiences</p> <p>FS2B - Mobilo Playing & Exploring - Draw a design on clipboard then have a go at building it.</p> <p>FS2HM - Dolls house - Invent stories with their teachers and peers.</p>	<p>Outdoor Area</p> <p>Balance Bikes, trikes, chalk, building using bricks, blocks and crates.</p> <p>Provide children with ribbons to weave in and out of the fence.</p>
<p>PSED</p> <p>Play giant snakes and ladders - Turn taking & counting.</p> <p>Make jigsaws together - Work towards a simple goal. Active learning - keep on trying</p>	<p>Physical Development</p> <p>Pegs on number cards to refine our number skills.</p> <p>Play doh- using the funny bones mats</p>	<p>Speaking & Listening</p> <p>Role Play Area – FS2B – Home corner - Hold conversation when engaged in back-and-forth exchanges with their teacher and peers.</p> <p>Creating & thinking critically - Take part in pretend play. FS2HM- School role play</p>

Communicating with school: Please direct all queries to the school office email on: office@olc.solihull.sch.uk

