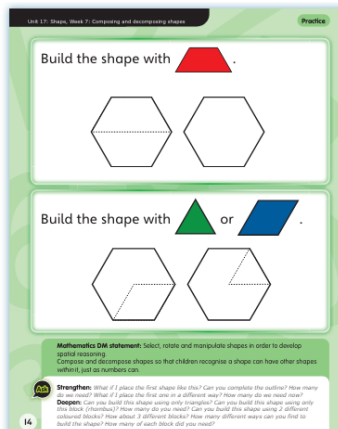



OLC WEEKLY LEARNING PLAN (FS2)




Hello Children,
 This week we are continuing to find out about bugs that live in our gardens. On Monday, it is World Bee Day! Do you know why bees are so important? This week we will be finding out why.
 This half term, our Key Instant Recall Facts for Maths are: To know patterns within numbers up to 10, including double facts.



Teachers:	Mrs Monington / Mrs Haycock, Miss Bailey	Year:	FS2	Date:	WB 20 th May 2024
TLSAs:	Mrs Gibbons (FS2HM) Mrs Hull (FS2B) AM Mrs Martinez (FS2B) PM				

	MONDAY	TUESDAY	WEDNESDAY	THURSDAY	FRIDAY
Phonics Bug Club Phase 4 Unit 12	LO – To say the sound for each digraph: Practise reading and spelling words.				
Mathematics Unit 17 - Shape (Composing & decomposing shapes)	Unit 11 Language Session. LO: To spell words by identifying sounds in them and representing the sounds with a letter or letters. Activity: Write a sentence based on minibeast picture.	Phase 4. Adjacent consonants cvcc.	Language Session 1.	Phase 4. Adjacent consonants cvcc.	Language Session 2.
	Learning focus Looking at pattern blocks to see that new shapes can be made by combining shapes	Learning focus Exploring how a shape can be decomposed into other shapes using paper folding activities	Learning focus Experiencing building a combination of shapes as a single new shape 	Learning focus Combining different pattern blocks to compose a hexagon	Learning focus Talking about 2D and 3D shapes and their attributes 

OLC WEEKLY LEARNING PLAN (FS2)

	<p>Communication, Language and Literacy.</p>	<p>RE</p>	<p>Wellbeing Wednesday PSHE Jigsaw</p>	<p>Physical Development PE in hall Real PE</p>	<p>Communication, Language and Literacy - Reading Focus</p>
	<p>LO: Use collage materials to make a bee. LO: Use and understand recently introduced vocabulary during discussions about stories, non-fiction, rhymes and poems and during role-play.</p>	<p>Pentecost To know the Sign of the Cross names -Father, Son and Holy Spirit.</p>			
	<p>Introduction: Share the book, 'My First Book of Garden Bugs' Find the page about bees. Tell the children that it is World Bee Day today. Look at the PowerPoint – All About Bees. Talk about why bees are so important. Activity: Make a bee. Talk about the different parts of the bee and use recently introduced vocabulary such as, 'waggle dance' & 'polination.'</p>	<p>Introduction– Talk about the sign of the cross and the special words that we say when making it. Who are The Father, Son and Holy Spirit? Talk to the children about the sign of the cross being a special prayer in its own right. Activity: Assess which children can make the sign of the cross correctly.</p>	<p>RHE - Lesson 5: Life to the Full Module 2 Unit 1 Session 1 (Role Model)</p>	<p>Real PE. Bike unit. Coordination Footwork</p>	<p>Activity: Play phoneme bingo.</p>
<p>11.45 – 11.55 Daily Worship</p>	<p>Daily Worship: Gospel.</p>	<p>Daily Worship – Ten Ten. I can pray: Sing... (To the tune of 'I hear thunder') I can pray (I can pray) Anywhere (anywhere) Put your hands together (put your hands together) Time for prayer (time for prayer)</p>	<p>Daily Worship – Songs of praise. https://www.youtube.com/watch?v=tODIA2q7Y9I</p>	<p>Daily Worship – Songs of Praise https://www.youtube.com/watch?v=uHCwoDgSgXg</p>	<p>Daily Worship – Who would you like to pray for today?</p>
<p>Lunch 12noon – 1pm</p>					
<p>Mental health and wellbeing.</p>	<p>Zones of Regulation (15mins) Intent – To discuss feelings. Activity: Circle time – discuss how we are feeling today.</p>	<p>imoves Emotional Wellbeing Anxiety Hot spots https://platform.imoves.com/lesson/3646/297</p>	<p>Zones of Regulation Intent – To learn regulation strategies for keeping calm. Activity: Mindfulness colouring to calming music.</p>	<p>imoves Emotional Wellbeing Anxiety Hot spots https://platform.imoves.com/lesson/3646/297</p>	<p>RE Gospel activity. Listen to the Gospel and complete the activity sheet.</p>
<p>Focus Activity</p>	<p>Expressive Art & Design (D&T)</p>	<p>Physical Development - PE</p>	<p>Religious Education</p>	<p>Understanding the World</p>	<p>Music - Kapow</p>



OLC WEEKLY LEARNING PLAN (FS2)

	<p>L.O: To develop threading and weaving skills.</p>	<p>L.O: Move energetically, such as running, jumping, dancing, hopping, skipping and climbing.</p>	<p>L.O: To know that the Sign of the Cross is a prayer to God the Father, Son and Holy Spirit.</p>	<p>L.O: To know the parts of an insect.</p>	<p>Kapow Music.</p> <p>Lesson 2 - Storytelling with actions</p>
	<p>Activity: Create bookmarks by sewing hessian.</p>	<p>Activity: Set up a carousel of activities outside.</p> <ol style="list-style-type: none"> 1. Hurdles. 2. Skip in and out of the cones. 3. Jump from one spot to another. 4. Egg & Spoon. 	<p>Introduction: Talk to the children about God being Jesus' Father and our Father in heaven.</p> <p>Learn 'The Lord's Prayer.' Teach the children Makaton sign language for: Our Father. https://www.youtube.com/watch?v=a7mYX_9UIU</p>	<p>Introduction: Revisit, 'My First Book of Garden Bugs.' Discuss insects and what the features of an insect are.</p> <p>Activity: Children to label the grasshopper on the IWB: https://www.tinytap.com/activities/g41dl/play/insects-body-parts</p> 	<p>Whole school Golden Time.</p>
<p>Story Time</p>	<p>L.O: To anticipate – where appropriate – key events in stories. To listen attentively and respond to what they hear with relevant questions, comments and actions when being read to and during whole class discussions and small group interactions. To make comments about what they have heard and ask questions to clarify their understanding;</p>				
<p>Characteristics of Effective Learning</p>	<p>Playing and exploring • finding out and exploring • using what they know in their play • being willing to have a go.</p> <p>Active learning • being involved and concentrating • keeping on trying • enjoying achieving what they set out to do.</p> <p>Creating and thinking critically • having their own ideas • using what they already know to learn new things • choosing ways to do things and finding new ways</p>				

Continuous provision and Independent activities

Maths Area	Expressive Arts & Design Area	Communication Language & Literacy Area
------------	-------------------------------	--

OLC WEEKLY LEARNING PLAN (FS2)

<p>Carpet shape tiles – compose and decompose shapes.</p> <p>Small shape tiles – create a minibeast picture.</p>  <p>Use hexagons to make a beehive.</p>	<p>Minibeast painting.</p> <p>Musical instruments - explore the sounds that each instrument makes.</p> <p>Junk modelling - Draw a picture of something they would like to make then use the junk modelling materials to create their model.</p>  <p>Provide collage materials to make a bee.</p>	<p>Pictures of minibeasts - Children to write a sentence based on the picture. Children to extend their sentences by using the conjunction, 'and.'</p> <p>Phoneme pictures - Write the words using dry wipe pens.</p> <p>Write the words for the CVC pictures.</p>
<p>Understanding the World Area</p>	<p>Small World Area</p>	<p>Outdoor Area</p>
<p>Science – Minibeast hunt - Can the children find any minibeasts in our outdoor area?</p> <p>History / science – Lifecycles.</p>	<p>Godly Play – Make a dove for Pentecost.</p> <p>FS2B - Duplo. Playing & Exploring - Draw a design on clipboard then have a go at building it.</p> <p>FS2HM - Dolls house - Invent stories with their teachers and peers.</p>	<p>Balance Bikes, trikes, chalk, building using bricks, blocks and crates.</p> <p>Provide children with ribbons to weave in and out of the fence.</p> <p>Tricky word squirt - Give children water squirters. Children to say the words that the water hits.</p> <p>Ice cream shop – provide children with pieces of paper and pens so that they can write menus and signs for the ice cream shop.</p>
<p>PSED</p>	<p>Physical Development</p>	
<p>Play snakes and ladders - Turn taking & counting.</p> <p>Make jigsaws together - Work towards a simple goal.</p> <p>Active learning - keep on trying.</p>	<p>Finger Gym Area.</p> <p>Draw around flower stencils and cut them out.</p> <p>Observational drawings of a minibeast - begin to show care and accuracy when drawing.</p>	<p>Role Play Area – FS2B – Home corner</p> <p>FS2HM - Garden Centre - Hold conversation when engaged in back-and-forth exchanges with their teacher and peers.</p> <p>Creating & thinking critically - Take part in pretend play.</p>

Communicating with school: Please direct all queries to the school office email on: office@olc.solihull.sch.uk