

OLC WEEKLY LEARNING PLAN (FS2)




Message from the teachers:
Hello children,
Welcome to FS2! We are looking forward to getting to know you even more and we hope that you enjoy your first full week with us!
Our book of the week is "All Are Welcome."


Teachers:	Mrs Monington / Mrs Haycock & Miss Bailey Mrs Attwood & Mrs Wong	Year:	FS2	Date:	WB 9th September 2024
TLSAs:					

	MONDAY	TUESDAY	WEDNESDAY	THURSDAY	FRIDAY
Phonics Tricky words	Alphabet Songs & Nursery rhymes – observe which children join in with the songs and rhymes.		Activity – Children to decorate the initial letter of their name.	Phonics baselines	
	Maths – Counting songs Baseline assessments Helping to form friendships. Learning where things live	Maths – Counting songs Baseline assessments Helping to form friendships. Learning where things live	Number recognition baselines.	LO – To recognise numbers of significance and to count up to 5. Carpet session – draw two birthday cakes on the board. Talk to the children about their age. Who is 4? Who is 5? Draw 4 candles on one cake and 5 candles on the other cake. Demonstrate how to make candles using straws and tissue. Children to decorate their cake with the number of straws that represents their age.	LO- To count to 10. Carpet session - Whole class counting songs. Look at the numbers 1 – 10 on the IWB. Activity- Table top activity – In table groups count the objects. How many cubes / counters / bears / multilink / beads etc are there? Observe which children can count 3 / 5 / 10 objects.
	Communication, Language and Literacy.	RE	Wellbeing Wednesday PSHE Jigsaw	Physical Development PE in hall Real PE	Communication, Language and Literacy - Reading Focus

OLC WEEKLY LEARNING PLAN (FS2)



	<p>Read our book of the week. Encourage children to learn and use new vocabulary to describe themselves. Activity: Discuss how we can make everyone feel welcome at OLC.</p>	<p>Listen to the creation story. Discuss all of the wonderful things God made.</p>	<p>PSED Life to the Full Module 1 Unit 2 Session 1 (I Am Me) We are each unique, with individual gifts, talents and skills. Whilst we all have similarities because we are made in God's image, difference is part of God's plan</p>	<p>Real PE – In hall Physical Development Warm up: Bike adventure Personal Skills Some - I can follow instructions and practise safely. Many - I enjoy working on simple tasks with help. Fundamental Movement Skill Focus Coordination Footwork.</p>	<p>Re-read our book of the week. Talk about the different people and animals that live in each child's home. Can the children name everyone that they share their home with?</p>
	<p>Activity: Sit children in a circle. Using a soft ball, ask the children to say their name and something about themselves. This may be what they like to do, their favourite colour, if they have a pet or a sibling, etc. Then, they can roll the ball to someone else in the class who can then say something about themselves.</p>	<p>Activity: To respond to creation story by creating group artwork for each day of the creation story for display.</p>	<p>Activity - Discuss how we are unique.</p>	<p>Activity: To begin develop our fundamental skills.</p>	<p>Activity: Give each child a house template. Encourage the children to draw everyone that lives in their home and help to label them</p>
<p>11.45 – 11.55 Daily Worship</p>	<p>Daily Worship: Gospel.</p>	<p>Daily Worship – Ten Ten. I can pray: Sing... (To the tune of 'I hear thunder') I can pray (I can pray) Anywhere (anywhere) Put your hands together (put your hands together) Time for prayer (time for prayer)</p>	<p>Daily Worship – Songs of praise. https://www.youtube.com/watch?v=tODIA2q7Y9I</p>	<p>Daily Worship – Songs of Praise https://www.youtube.com/watch?v=uHCwoDgSgXg</p>	<p>Daily Worship – Who would you like to pray for today?</p>
<p>Lunch 12noon – 1pm</p>					
<p>Mental health and wellbeing.</p>	<p>Zones of Regulation (15mins) Intent – To discuss feelings. Activity: Circle time – discuss how we are feeling today.</p>	<p>imoves Emotional Wellbeing Anxiety Hot spots https://platform.imoves.com/lesson/3646/297</p>	<p>Mindful colouring to music</p>	<p>imoves Emotional Wellbeing Anxiety Hot spots https://platform.imoves.com/lesson/3646/297</p>	<p>RE Gospel activity. Listen to the Gospel and complete the activity sheet.</p>

OLC WEEKLY LEARNING PLAN (FS2)

Focus Activity	Expressive Art & Design (D&T)	Physical Development - PE	RE	Understanding the World	Music - Kapow
	L.O: To create using tools and colour	L.O: To listen and follow instructions.	L.O: To listen and respond to the Creation Story	L.O: To learn about the history of OLC	I.O: To explore sounds Lesson 1 – Vocal sounds. Warm up activity. Activity: Explore using our voices to make a range of sounds.
	Activity: Create self-portraits. Using a mirror to study our face: eye colour, hair colour, our features etc...	Play listening and instruction games. Learning to move safely. Beans Traffic lights	Activity: To make creation viewers using paper plates. Go on a creation walk to find things that God made.	This week is OLC'S Special birthday and celebration. Today we are going to learn about the history of our wonderful school. We will study some old photos and compare them to the school now. Activity: Make decorations for OLC'S birthday.	
Story Time	L.O: To anticipate – where appropriate – key events in stories. To listen attentively and respond to what they hear with relevant questions, comments and actions when being read to and during whole class discussions and small group interactions. To make comments about what they have heard and ask questions to clarify their understanding;				
Characteristics of Effective Learning	Playing and exploring • finding out and exploring • using what they know in their play • being willing to have a go. Active learning • being involved and concentrating • keeping on trying • enjoying achieving what they set out to do. Creating and thinking critically • having their own ideas • using what they already know to learn new things • choosing ways to do things and finding new ways				

Continuous provision and Independent activities		
Maths Area	Expressive Arts & Design Area	Communication Language & Literacy Area
Maths puzzles Giant snakes and ladders Number cards to order and match the correct quantity of counters to.	Junk modelling houses. Stick on windows and doors etc... Decorate and cut out people to make families.	Story corner. Discover the range on books on offer, Listen to the audio story. Share a story with a friend.
Understanding the World Area	Small World Area	Outdoor Area

OLC WEEKLY LEARNING PLAN (FS2)

<p>Buildings- look at the pictures of different homes and discuss what your home looks like.</p> <p>Water play- investigate placing a range of objects in the water. What happens?</p> <p>Bee-bots- programme to reach a destination. Can you work together to move the beebot?</p>	<p>Godly Play – Create a church</p> <hr/> <p>FS2B - Duplo. Playing & Exploring - Draw a design on clipboard then have a go at building it.</p> <p>FS2HM - Dolls house - Invent stories with their teachers and peers.</p>	<p>Balance Bikes, trikes, chalk, building using bricks, blocks and crates.</p> <p>Sandpit Water play Easel for mark making</p>
<p>PSED</p> <p>Make jigsaws together - Work towards a simple goal. Active learning - keep on trying.</p> <p>Take turns to mark out outlines using wooden bricks.</p> 	<p>Physical Development</p> <p>Finger Gym Area. Pegboard numerals Big tweezers and pomp poms to transfer Play dough and tools Draw around your hand and cut out.</p> 	<p>Role Play Area – FS2B – Home corner FS2HM - Home Corner Creating & thinking critically - Take part in pretend play.</p>

Communicating with school: Please direct all queries to the school office email on: office@olc.solihull.sch.uk