



OLC WEEKLY LEARNING PLAN (FS2)




Hello children, this week we will be immersed in our topic Dangerous Dinosaurs! We will head back in time and imagine our world covered in forests, swamps, rivers, lakes and think back to when dinosaurs used to live on Earth. We will be learning about Mary Anning, digging for fossils in the sandpit, and will create fossil imprints. Our story this week is Stomp! Chomp! Big Roars Here comes the Dinosaurs.




Teachers:	Mrs Monington / Mrs Haycock, Miss Bailey	Year:	FS2	Date:	18 th March 2024
TLAs:	Mrs Gibbons (FS2HM) Mrs Hull (FS2B) AM Mrs Martinez (FS2B) PM				

	MONDAY	TUESDAY	WEDNESDAY	THURSDAY	FRIDAY
	LO - To say the sound for each digraph: ch, sh, th, th , ng. Tricky word: 'are'				
 Phonics	Phase 3: Practise spelling words containing: ch Write: Chomp! Chomp!	Phase 3: Practise spelling words containing: sh Write the sentence: I swish my tail.	Phase 3: Practise words containing: th Write the sentence: Sharp teeth.	Phase 3: Practise words containing: ng Write the sentence: A big wing.	Recap Phonics sounds for this week. Practice Phase 3 Tricky word 'are'.
 Mathematics Power Maths. Unit 13: Exploring Patterns See individual daily plans.	Learning focus: Exploring ABB patterns	Learning focus: Continuing an ABB pattern	Learning focus: Discovering that patterns can vary. 	Learning focus: Creating patterns	Learning focus: Recognising patterns and representing them using different objects. 

OLC WEEKLY LEARNING PLAN (FS2)

 <p>https://www.youtube.com/watch?v=vSqBuNPj1hQ</p>	<p>Communication, Language and Literacy</p> <p>L.O: To learn new vocabulary. To engage in story times. To develop social phrases.</p> <p>Before reading the story, children predict what the story would be about.</p> <p>Recap the names of dinosaurs Tyrannosaurus Rex, Pteranodon, Triceratops, Velociraptor, Diplodocus.</p> <p>Children make dinosaurs sounds with their bodies. Clapping and stomping with their feet.</p>	<p>RE</p> <p>L.O: To listen to the story of the Last Supper.</p> <p>Explain that today we are going to hear a story about Jesus sitting down with his disciples. Tell the story of the Last Supper according to the Gospel of Luke. Explain Passover - the celebration meal Jesus gathered to celebrate.</p> <p>Children draw a picture of the Last Supper in their RE books.</p>	<p>Wellbeing Wednesday PSHE Jigsaw</p> <p>L.O: To understand about the importance of sleep.</p> <p>Lesson 1: Jigsaw Piece 4 (Sweet Dreams)</p> <p>I know how to help myself go to sleep and understand why sleep is good for me.</p>	<p>Physical Development PE in hall Real PE</p> <p>L.O: I can observe and copy others. I can explore and describe different movements.</p> <p>Off to the seaside</p> <p>See online Real Pe planning.</p>	<p>Communication, Language and Literacy - Reading Focus</p> <p>LO: To write simple plausible sentences using the tricky words.</p> <p>Using the whiteboards assess the children on the spelling of the tricky words and writing sentences.</p>
<p>11.45 – 11.55 Daily Worship</p>	<p>Daily Worship – Gospel</p>	<p>Daily Worship – Ten Ten. I can pray: Sing... (To the tune of 'I hear thunder') I can pray (I can pray) Anywhere (anywhere) Put your hands together (put your hands together) Time for prayer (time for prayer)</p>	<p>Daily Worship – Songs of praise. https://www.youtube.com/watch?v=tODIA2q7Y9I</p>	<p>Daily Worship – Songs of Praise https://www.youtube.com/watch?v=uHCwoDgSgXg</p>	<p>Daily Worship – Who would you like to pray for today?</p>
<p>Lunch 12noon – 1pm</p>					
<p>Mental health and wellbeing.</p>	<p>Zones of Regulation (15mins) Intent – To discuss feelings.</p>	<p>imoves Emotional Wellbeing Anxiety Hot spots</p>	<p>Zones of Regulation Intent – To learn regulation strategies for keeping calm.</p>	<p>imoves Emotional Wellbeing Anxiety Hot spots</p>	<p>Zones of Regulation Intent – To learn regulation strategies.</p>

OLC WEEKLY LEARNING PLAN (FS2)

	Activity: Circle time – discuss how we are feeling today.	https://platform.imoves.com/lesson/3646/297	Activity: Mindfulness colouring to calming music.	https://platform.imoves.com/lesson/3646/297	Activity: Discuss and practise breathing strategies for calming down. https://www.youtube.com/watch?v=RiMb2Bw4Ae8
Focus Activity	Understanding the World Science focus.	Physical Development - PE	Religious Education	Expressive Art & Design	PSED – Circle time
	L.O: To understand why it is important to gather together.	L.O: To develop and refine a range of ball skills including: throwing, catching, kicking, passing, batting, and aiming.	L.O: To roleplay the Stations of the cross.	L.O: To create a tissue paper flower and refine small motor skills through the use of drawing, cutting and manipulating paper.	L.O: To talk about our plans for the Easter break.
	Talk about the importance of gathering to remember important events in life – link meal times and families eating together.	Children to first practise throwing up in the air and throwing the ball at a wall and catching before working with a partner to practise throwing and catching.	Show children the stations of the cross and tell the story. Count to 14. (14 stations). Re-enact the story	Tissue Paper flowers. Safely use and explore a variety of materials, tools and techniques, experimenting with colour, design, texture, form and function.	Activity: Golden Time
Story Time	L.O: To anticipate – where appropriate – key events in stories. To listen attentively and respond to what they hear with relevant questions, comments and actions when being read to and during whole class discussions and small group interactions. To make comments about what they have heard and ask questions to clarify their understanding;				



Continuous provision and Independent activities

Maths Area

Expressive Arts & Design Area

Communication Language & Literacy Area

OLC WEEKLY LEARNING PLAN (FS2)

	<p>Potato Pattern printing</p> <p>Create patterns using cubes, duplo and counters.</p> <p>Threading reels</p>		<p>Fossil Printing</p> <p>Making dinosaur tails</p> <p>Dinosaur Paintings</p> <p>Junk modelling constructing binoculars.</p> <p>Make easter cards</p>	<p>FS2B</p> <p>Tricky word Hunt in the sandpit – find the dinosaur eggs which tricky word is it?</p> <p>Large piece of paper and felt tips on floor. Children to practise forming letters ch, sh, th, ng</p>	<p>FS2HM</p> <p>Wipeboard pens, wipeboards and cvc wooden pictures – can the children use their phonic knowledge to spell words.</p> <p>Magnetic letters on whiteboards</p>
<p>Understanding the World Area</p>	<p>Small World Area</p>	<p>Outdoor Area</p>			
<p>Look closely at similarities, differences, patterns and change during a weather walk (linking to seasons).</p> <p>Investigate fossils and the life of Mary Anning.</p>	<p>FS2MH</p> <p>Dinosaur small world with added vocabulary.</p> <p>Godly Play the Last Supper</p>	<p>Balance Bikes, trikes, chalk, use the building bricks and plastic crates to build dinosaur caves.</p>			
<p>Music</p>	<p>FS2B</p> <p>Duplo Enclosures for the dinosaurs.</p> <p>Physical Development</p>				

OLC WEEKLY LEARNING PLAN (FS2)

<p>Kapow - Children will explore music, dance and movement using music created by the class. Children will learn to listen and respond, explore and create voices, learn to sing songs and rhymes, and share and perform stories.</p>	<p>FS2HM Experiment with different ways a dinosaur would move in 'Dinosaur Pe'.</p>	<p>FS2B Building blocks and crates to create a dinosaur den. Explore and compare capacities using water and sand whilst making dinosaur drinks for a dinosaur party.</p>	<p>Role Play Area – Fossil palaeontologists</p>
---	---	--	---

Communicating with school: Please direct all queries to the school office email on: office@olc.solihull.sch.uk

