

OLC WEEKLY LEARNING PLAN (FS2)



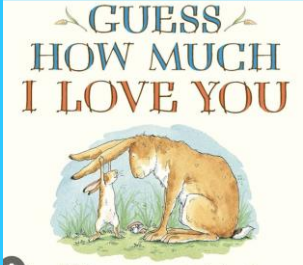


Hello children, our story this week is 'Guess How Much I Love You' by Sam McBratney. We will be thinking about the people we love and the people who look after us.
Our Catholic Social Teaching, (CST) is focusing on Promoting Peace. Our Big Question is: How can we promote peace in our school.

Teachers: TLSAs:	Mrs Monington / Mrs Haycock, Miss Bailey Mrs Gibbons (FS2HM) Mrs Martinez (FS2B) Mrs Hull (FS2)	Year:	FS2	Date:	16th October 2023
-----------------------------------	---	--------------	-----	--------------	-------------------




	MONDAY	TUESDAY	WEDNESDAY	THURSDAY	FRIDAY
Phonics	LO – To say the sound for each letter. set 4 ck, e, u, r. To practise reading the words: the, no and go.				
	Practise writing: ck.	Practise writing: e.	Practise writing: u.	Practise writing: r.	Language lesson: Read words: the, no and go.
Mathematics Power Maths. Unit 2: Comparing groups within 5 See individual daily plans.	L.O: To compare quantities of identical objects.	L.O: To compare quantities of identical objects using more and fewer.	L.O: To identify more and fewer.	L.O: To realise that quantities can be equal when comparing.	L.O: To compare quantities of that have more or fewer.
	Learning focus Noticing inequality of groups	Learning focus Comparing groups using more and fewer	Learning focus Identifying more and fewer in different representations. Complete p8 of Maths Journal.	Learning focus Realising that quantities can be equal	Learning focus Finding something that has more or fewer Activity: Enlarged copies of the Numbers to 5 flashcards displayed around the outdoor area.

Complete p9 of Maths Journal.

OLC WEEKLY LEARNING PLAN (FS2)

 <p>GUESS HOW MUCH I LOVE YOU</p> <p>Sam McBratney illustrated by Anita Jeram</p> <p>https://www.youtube.com/watch?v=-lTeiK-hl98</p>	Communication, Language and Literacy	RE	Wellbeing Wednesday PSHE Jigsaw	Physical Development PE in hall Real PE	Communication, Language and Literacy - Reading Focus
	<p>L.O: To learn new vocabulary. To engage in story times. To develop social phrases.</p>	<p>L.O: To develop an understanding of loving relationships and draw the people who care for us.</p>	<p>L.O: To understand rights and this means we should all be allowed to learn and play.</p>	<p>L.O: To work sensibly with others. To play with others, take turns and share. To practise static balance</p>	<p>L.O: To say the sound for letters learned so far.</p>
<p>11.45 – 11.55 Daily Worship</p>	<p>Introduction: Listen to the story. 'Guess how much I love you?'</p> <p>Discuss the story. Ask questions. For example: What is the difference between Big Nutbrown Hare and Little Nutbrown Hare What did Big Hare do that was kind to Little Hare story? How does Little Hare feel?</p> <p>Activity: Children to pick a lolly stick with another child's name on and say what you like about them.</p>	<p>RB- People Who Care For Us</p> <p><i>In a heart template draw a picture of the people they love and label them.</i></p> <p><i>Ask questions</i> <i>How do we show love and care for them? Brainstorm lots of words and ideas</i></p> 	<p>Lesson 5. Our Rights I can recognise the choices I make and understand the consequences I recognise the range of feelings when I face certain consequences.</p> <p><i>Play a game of jailer and thief.</i></p> <p>Discuss: What other rights do we have? How would you feel if someone told you weren't allowed to? Would that be OK? Look at school rules - What is the point of them? Why do we have them? What happens if we don't keep the school rules - how does it affect others?</p>	<p>Real PE – In hall Lesson 5 Introduction & Activity: See online planning. Pirate Adventure</p> <p>Fundamental Movement Skill Focus Static Balance one leg</p> <p>Skill application: Oh! You'll Never Get to Sea</p>	<p>To assess reading the following sentences.</p> <p>A mug.</p> 
Lunch 12noon – 1pm					
<p>Mental health and wellbeing.</p>	<p>Zones of Regulation (15mins) Intent – To discuss feelings. Activity: Circle time – discuss how we are feeling today.</p>	<p>imoves Emotional Wellbeing Anxiety Hot spots https://platform.imoves.com/lesson/3646/297</p>	<p>Zones of Regulation Intent – To learn regulation strategies for keeping calm. Activity: Mindfulness colouring to calming music.</p>	<p>imoves Emotional Wellbeing Anxiety Hot spots https://platform.imoves.com/lesson/3646/297</p>	<p>Zones of Regulation Intent – To learn regulation strategies. Activity: Discuss and practise breathing strategies for calming down.</p>



OLC WEEKLY LEARNING PLAN (FS2)

Focus Activity	Expressive Art & Design	Physical Development - PE	Religious Education	Understanding the World	PSED – Circle time
	<p>L.O: To create a simple observational drawing.</p>	<p>L.O: To listen and respond to instructions. To be aware of others around them and safely negotiate space.</p>	<p>L.O: To know about what happens at a wedding.</p>	<p>L.O: To explore the natural world and learn about the habitat Hares live in.</p>	<p>https://www.youtube.com/watch?v=RiMb2Bw4Ae8</p> <p>L.O: To talk about our CST Big Question. CST Big Question: How can we promote peace in our school</p>
	<p>Activity: Art: Lesson 4: To create a self-portrait by applying observational skills, using mirrors to draw faces carefully. See Kapow planning.</p> <p>Mrs Gibbons/ Mrs Martinez to take a photograph of each child cut each photograph in half (down the centre of the face) and stick one half onto a blank piece of paper.</p>	<p>Fox and Hare Game. See separate plan.</p>	<p>Discuss with the children Has anyone been to a wedding? Where did it take place? What made it a special occasion? Show the children photographs and pictures of a wedding taking place in church. Explain to the children that the two people getting married ask God our Father to love and care for them.</p> 	<p>Introduction: Look at the pictures of Hares. Allow the children to discuss with their friends the different features eg. their long ears Read facts about the hares https://a-z-animals.com/animals/hare/pictures/ Photos of hares – draw picture</p> 	<p>Activity: Golden Time</p>
	<p>Music L.O: To listen to and recreate sounds.</p> <p>Kapow Music Lesson 4– Environmental sounds – Listening to sounds in the environment and recreating them. See Kapow planning.</p>				
<p>Story Time</p>	<p>L.O: To anticipate – where appropriate – key events in stories. To listen attentively and respond to what they hear with relevant questions, comments and actions when being read to and during whole class discussions and small group interactions. To make comments about what they have heard and ask questions to clarify their understanding;</p>				

Continuous provision and Independent activities

<p>Maths Area Explore 2D shapes to create a Hare.</p>	<p>Creative Area Self-portrait drawing Sponge painting printing moons (I love you to the moon and back!)</p>	<p>Communication Language & Literacy Area Phonics games, Name Tracing boards</p>
---	--	--

OLC WEEKLY LEARNING PLAN (FS2)

<p>Order different sized hares to learn about size ordering.</p>  <p>Number Hunt</p>	<p>Create a hare hat out of sugar paper</p>  <p>Sponge printing.</p>	<p>g o c k sorting game. Put the objects on the correct initial sound.</p> <p>Large piece of paper and felt tips on floor. Children to practise forming letters s a t p. Clipboards and pens – Go on a letter hunt around the classroom. Record the letters that you find.</p> <p>Roll of paper on floor with letters in a grid. Can children copy the letter and draw something that begins with that letter?</p>
<p>Understanding the World Area Photographs of hares for the children to discuss their features</p>	<p>Small World Area Develop construction skills by building a house out of the Duplo for a hare in the story.</p>	<p>Outdoor Area Balance Bikes, trikes, chalk, building using bricks, blocks and crates.</p> <p>Number hunt – recognising numbers</p>
<p>PSED Talk about members of their immediate family – children to draw a picture of their families. Talk about the pictures of the children's family.</p>	<p>Finger Gym Area. Play dough – create playdough people to represent their family members. Puzzles</p>	<p>Role Play Area – Home corner Washing and drying the baby dolls. Taking care of them, choosing clothes.</p>

Communicating with school: Please direct all queries to the school office email on: office@olc.solihull.sch.uk