



OLC WEEKLY LEARNING PLAN (FS2)




Hello Children, we hope that you are enjoying your last half term in FS2! This week we will be reading a story called "Lucy & Tom at the Seaside." We also have our Sports Day on Thursday. Fingers crossed for good weather!


Teachers: TLSAs:	Mrs Monington / Mrs Haycock, Miss Bailey Mrs Gibbons (FS2HM) Mrs Hull (FS2B) AM Mrs Martinez (FS2B) PM	Year:	FS2	Date:	WB 24th June 2024
-----------------------------------	--	--------------	-----	--------------	-------------------

	MONDAY	TUESDAY	WEDNESDAY	THURSDAY	FRIDAY
 Phonics	LO – To say the sound for each digraph: Practise reading and spelling words.				
 Mathematics Number bonds to 10 addition & Subtraction facts	Adjacent consonants cvcc	Adjacent consonants cvcc	Adjacent consonants cvcc	Adjacent consonants cvcc	Language Session
	Number Bond activity booklet	Number Bond activity booklet	Number Bond activity booklet	Number Bond activity booklet	Number Bond activity booklet
	Communication, Language and Literacy	RE	Wellbeing Wednesday PSHE Jigsaw	SPORTS DAY	Communication, Language and Literacy - Reading Focus
	LO: To read and respond to a story	LO: To know the story of the call of the disciples.	Lesson 4: Jigsaw Piece 4 (Fun and Fears Part 1)	SPORTS DAY	L.O: To spell words by identifying the sounds in them. To write simple phrases and sentences which can be read by others.

OLC WEEKLY LEARNING PLAN (FS2)

	<p>Listen to the story. Anticipate key events. Discuss the setting, characters and key events.</p>	<p>Big Question: Do you know any Saints?</p> <p>People Who Help Us</p> <p>Know that some of the friends of Jesus are people we call saints.</p> <p>Hear and learn some stories about the lives of saints,</p>	<p>I can express how I feel about moving to Year 1.</p> <p>We will go for a little walk to learn about where we come into school in year one. We will also look at where we hang our coats and what the Year one classrooms look like!</p>		<p>Activity: To write a list of items you would take on a trip to the seaside.</p>
<p>11.45 – 11.55 Daily Worship</p>		<p>Daily Worship – Ten Ten. I can pray: Sing... (To the tune of 'I hear thunder') I can pray (I can pray) Anywhere (anywhere) Put your hands together (put your hands together) Time for prayer (time for prayer)</p>	<p>Daily Worship – Songs of praise. https://www.youtube.com/watch?v=tODIA2q7Y9I</p>	<p>Daily Worship – Songs of Praise https://www.youtube.com/watch?v=uHCwoDgSgXg</p>	<p>Daily Worship – Who would you like to pray for today?</p>
<p>Lunch 12noon – 1pm</p>					
<p>Mental health and wellbeing.</p>		<p>imoves Emotional Wellbeing Anxiety Hot spots https://platform.imoves.com/lesson/3646/297</p>	<p>Zones of Regulation Intent – To learn regulation strategies for keeping calm. Activity: Mindfulness colouring to calming music.</p>	<p>imoves Emotional Wellbeing Anxiety Hot spots https://platform.imoves.com/lesson/3646/297</p>	<p>RE Gospel activity. Listen to the Gospel and complete the activity sheet.</p>
<p>Focus Activity</p>		<p>Physical Development - PE</p>	<p>Religious Education</p>	<p>Understanding the World</p>	<p>Music - Kapow</p>

OLC WEEKLY LEARNING PLAN (FS2)

	LO: To create using textured materials	LO: To move energetically, such as running, jumping, dancing, hopping, skipping and climbing.	LO: To listen to a story showing Jesus' love and respect for others	LO: To know how to be safe around water.	Lesson 1- What makes an instrument?
	Lesson 4 - Investigating Boats Textured painting with sand.	Activity: Set up a carousel of activities outside. 1. Hurdles. 2. Skip in and out of the cones. 3. Jump from one spot to another. 4. Run from one line to another.	To know from the miracle of the Feeding of the Five Thousand that Jesus gives an example of love and respect for other people. Look at the picture of the story and explain how it makes you feel. Write down your ideas on a post it.	Discuss the need to be safe around water. Look at the RNLI water safety powerpoint and identify the possible dangers. Activity: Make a water safety poster in groups.	Whole school Golden Time.
Story Time	L.O: To anticipate – where appropriate – key events in stories. To listen attentively and respond to what they hear with relevant questions, comments and actions when being read to and during whole class discussions and small group interactions. To make comments about what they have heard and ask questions to clarify their understanding;				
Characteristics of Effective Learning	Playing and exploring • finding out and exploring • using what they know in their play • being willing to have a go. Active learning • being involved and concentrating • keeping on trying • enjoying achieving what they set out to do. Creating and thinking critically • having their own ideas • using what they already know to learn new things • choosing ways to do things and finding new ways				

Continuous provision and Independent activities

Maths Area	Expressive Arts & Design Area	Communication Language & Literacy Area
------------	-------------------------------	--

OLC WEEKLY LEARNING PLAN (FS2)

<p>Ten frames to make number bonds to 10</p> <p>Topmarks Maths counting games IWB</p>	<p>Sand painting and printing</p> <p>Pictures of seaside inspired art to recreate.</p>	<p>Pictures of beaches - Children to write labels/ sentences based on the pictures provided.</p> <p>Writing tablets - write a list of things to bring to the seaside.</p> <p>IWB- Seaside live cam- write what you see.</p> <p>Story corner.</p> <p>Provide the children with a range of books pictures for them to read and discuss with a friend.</p>
<p>Understanding the World Area</p> <p>Science – Sort objects by whether they float or sink</p>	<p>Small World Area</p> <p>Godly Play – Feeding the five thousand</p> <p>Dolls house.</p> <p>Little lego- build difference landscapes and environments</p>	<p>Outdoor Area</p> <p>Balance Bikes, trikes, chalk, building using bricks, blocks and crates.</p> <p>Provide children with ribbons to weave in and out of the fence.</p> <p>Put phase 3 trigraphs on wall. Give children water squirters. Children to say the sound that the water hits.</p> <p>Ice cream shop – provide children with pieces of paper and pens so that they can write menus and signs for the ice cream shop.</p>
<p>PSED</p> <p>Play snakes and ladders.</p> <p>Make jigsaws together.</p>	<p>Physical Development</p> <p>Finger Gym Area.</p> <p>Free choice drawing</p> <p>Play doh</p>	<p>Role Play Area – FS2B – Home corner</p> <p>FS2HM – Salon</p>

OLC WEEKLY LEARNING PLAN (FS2)

--	--	--	--

Communicating with school: Please direct all queries to the school office email on: office@olc.solihull.sch.uk

