



**Autumn Term-Week 5**

*In week 5, we will be focusing on learning about the important jobs that doctors and nurses do in our community. Through this, children will gain an understanding of the vital roles these professionals play in caring for our health and well-being. In RE, we will also explore the theme of care, encouraging children to think about who looks after them in different areas of their lives. These activities will help the children appreciate the many ways they are supported and cared for, both physically and emotionally.*




*This Weekly Learning Plan shares the learning that will be taking place this week and helps you to complete it during your time at home. Each day has a variety of lessons to ensure you access the whole curriculum while at home. You will find that there may be some slides to read / share with a grown up or a video to watch. There will also be some activities to complete.*

<b>Teachers:</b>	Mrs Sandhu-White	<b>Year:</b>	FS1	<b>Date:</b>	WB 30 <sup>th</sup> September 2024
<b>TLSAs:</b>	Mrs Comerford (Whole Day)				
<b>Student TLSA:</b>	Mrs Hull-(AM)				

	MONDAY	TUESDAY	WEDNESDAY	THURSDAY	FRIDAY
8.45 – 9.00am	Hang up coats, morning prayer, registration, dinner choices. Zones of regulation register. Wake up shake up.				
9.00am – 9.15am	Daily Worship Gospel	Daily Worship Meditation Prayers	Daily Worship To live as Jesus taught us	Daily Worship Song of Praise	Daily Worship Song of Praise
 9.15am – 9.30am Focus group work. 9.30am – 10.00 Continuous Provision.	<b>Communication Language &amp; Speaking and Listening</b> <b>Text:</b> <a href="#">Doctors and Nurses PP</a>  LO: To listen attentively to information.	<b>Expressive Arts &amp; Design</b>  LO: To experiment with different materials.	<b>Well-being Wednesday Jigsaw</b> Lesson 4 - Gentle Hands LO: To use gentle hands and understand that it is good to be kind to people.	<b>RE – NA – God Our Father Cares For Us.</b>  <b>BIG QUESTION:</b> <b>Who cares for us?</b>	<b>PE: REAL PE-Off to the Seaside</b>  LO: To work on simple tasks by myself.  LO: To follow instructions and practise safely.

OLC WEEKLY LEARNING PLAN (FS1)

					I enjoy working on simple tasks with help.
	<p><b>Activity:</b> Discussion points: . What Do Doctors and Nurses Do? Discussion Point: Explain that doctors and nurses help people when they are feeling unwell or hurt. They work in places like hospitals and clinics to help us feel better. Questions: Do you know what a doctor does? Have you ever seen a doctor or nurse? What did they do to help you? What would you like to ask a doctor or nurse if you met one? 2. How Do Doctors and Nurses Help Us Feel Better? Discussion Point: Doctors check to see what is wrong and give us medicine, while nurses take care of us when we need help. Questions: How do you think doctors know what is wrong when someone is sick?</p>	<p><b>Activity:</b> Junk Modelling- Provide a wide range of resources ( boxes, feathers, bottle tops, crate paper etc) for the children to explore, experiment and play with.</p>	<p><b>Activity:</b> <u>Lesson 4</u>  Jenie is inside a box/basket/bag...and won't come out. <i>Ask Jenie what's wrong. Jenie says 'I'm sad' Jenie explains: Jenie was playing with friends in and someone else wanted to join their game but Jenie said "NO!" Jenie wouldn't let them join in no matter how much they asked. Jenie got angry and hit them pushing them away. (use actions to show how this looks and a sad expression).</i> <b>Ask:</b> <i>What could Jenie have done differently children Pass Jenie around and listen as the children tell Jenie what Jenie should have done. Remind children that they can just give Jenie a hug if they don't want to speak.</i> <b>Model the sentences:</b></p>	<p><b>Activity:</b> Explore relationships of love. Talk about who helps us get ready in the morning. Who feeds us?</p>	<p><b>Activity:</b> Lessons 4 Warm up: Pirate adventure Personal Skills Fundamental Movement Skill Focus Static balance one leg. <a href="#">REAL PE</a></p>

OLC WEEKLY LEARNING PLAN (FS1)


What do you think nurses do to take care of people?  
 Do you know what medicine is used for?  
 3. What Tools Do Doctors and Nurses Use?  
 Discussion Point: Doctors and nurses use special tools like stethoscopes, thermometers, and bandages to help people.  
 Questions:  
 Have you ever seen a doctor's stethoscope? What do you think it's used for?  
 Can you guess what a thermometer does?  
 Why do you think bandages are important?  
 4. Why Is It Important to Visit the Doctor or Nurse?  
 Discussion Point: Sometimes we visit doctors or nurses even when we feel fine, like for a check-up, to make sure we stay healthy.  
 Questions:  
 Why do you think we need to go to the doctor, even when we're not sick?  
 How do you feel after visiting the doctor?  
 Can you remember a time when a doctor or nurse helped you?

*'Use your words – say No' (use hand actions for no).  
 'Hands are not for pushing or hitting.'*


*Key Vocabulary.*

- *Kind*
- *Upset*
- *Angry*
- *Problem*
- *Together*

OLC WEEKLY LEARNING PLAN (FS1)

	Children to make a stethoscope 				
10.00 – 10.15	Snack time				
10.15 – 10.45	Morning play				
10.45 – 11.15	Maths	Phonics	Maths	Understanding the World Speaking & Listening	Phonics
	LO: To count to 1.	LO: To listen sounds in. the environment.	LO: To count to 1.	LO: To promote discussion.	LO: To listen sounds in. the environment.
	<u>Activity</u> <a href="#">Numberblocks</a>  Variety of activities where the children make the number 1	<u>Activity:</u> <a href="#">Bug Club</a> Phase 1 Unit A – A Wet Walk	<u>Activity:</u> <a href="#">Numberblocks</a>  Child to work 1 to 1 with an adult to complete Numberblock <a href="#">sheet 1</a>	<u>Activity:</u> Tuff tray-pictures of doctors, nurses, hospital etc- encourage discussion between adults and children and children with their peers	<u>Activity:</u> <a href="#">Bug Club</a> Phase 1 Unit A – A Wet Walk
	Nursery rhymes and songs				
	Story – Hand washing – Prayers - Lunch				
<b>Afternoon</b>	<b>Continuous provision and independent activities</b>				
<b>Continuation of morning activities and continuous provision.</b>	<u>Maths Area</u> Number puzzles  Matching number cards  Finger flash cards-show me 3 fingers etc Use various materials to create numbers	<u>Expressive Art &amp; Design Area.</u> Provide opportunities for imaginative play by using clothes and props to help children to be whatever they want to be. For example, hats, shoes and bags and so on. Gluing and sticking activities		<u>Communication Language &amp; Literacy Area.</u>  Mark making wall  SWB's and markers-which shapes can we make?  Sand tray/Glitter and brushes tray	

OLC WEEKLY LEARNING PLAN (FS1)

	<p><u>Understanding the World</u> Tuff tray-pictures of doctors, nurses, hospital etc- encourage discussion between adults and children And children with their peers</p>	<p><u>Small World Area</u> People who help us dolls  Peppa Pig-Hospital  Paw Patrol build a hospital</p>	<p><u>Outdoor Area</u> Bikes, trikes, tyres  Mark making and colouring area  Reading area  Construction</p>
	<p><u>PSED</u> Short stories-People who help us.  Circle Time with Jigsaw Jenni-What do we love about Nursery? How can we help her c if she gets hurt?</p>	<p><u>Finger Gym</u> <a href="#">Finger Gym</a>  Bear rescue-spoons and bears in water.  Pom pom pick up with pegs</p>	<p><u>Role Play Area</u> Hospital <b>Dress-Up and Pretend Play</b></p> <ul style="list-style-type: none"> <li>• <b>Discussion Point:</b> Encourage role-playing where children pretend to be doctors or nurses, helping their “patients” (stuffed animals or classmates).</li> <li>• <b>Questions:</b> <ul style="list-style-type: none"> <li>○ What would you do if you were a doctor or nurse? How would you help people?</li> <li>○ Can you pretend to take care of a patient? What tools would you use?</li> <li>○ How would you make someone feel better if they were sad or hurt?</li> </ul> </li> </ul> 

If you have any queries, please contact the school office. [office@olc.solihull.sch.uk](mailto:office@olc.solihull.sch.uk)

