





OLC WEEKLY LEARNING PLAN (FS2)




Hello children, this week we are continuing our topic, 'Dangerous Dinosaurs!' We will be listening to the story: 'Harry and the Bucketful of Dinosaurs.'

Teachers: TLAs:	Mrs Monington / Mrs Haycock, Miss Bailey Mrs Gibbons (FS2HM) Mrs Hull (FS2B) AM Mrs Martinez (FS2B) PM	Year:	FS2	Date:	11 th March 2024
----------------------------------	--------------------------------------------------------------------------------------------------------------	--------------	-----	--------------	-----------------------------


	MONDAY	TUESDAY	WEDNESDAY	THURSDAY	FRIDAY
 Phonics Phase 3 digraphs and trigraphs	LO – To say the sound for each digraph: Practise reading and spelling words.				
	Activity: Phonics bug lesson "ee" Sentence: I see a t-rex	Activity: Phonics bug lesson "igh" Sentence: Dark at night	Activity: Phonics bug lesson "air" Sentence: Sat on a chair	Activity: Phonics bug lesson "ear" Sentence: Do not fear	Language lesson
 Mathematics Power Maths. Unit 13: Exploring Patterns	LO: To explore simple AB patterns with objects See power maths planning	LO: To continue a simple pattern	LO: To explore various simple patterns Practice journal p.20 	LO: To make simple patterns Practice journal p.21	

OLC WEEKLY LEARNING PLAN (FS2)

	<p>Communication, Language and Literacy</p>	<p>RE</p>	<p>Wellbeing Wednesday PSHE Jigsaw</p>	<p>Physical Development PE in hall Real PE</p>	<p>Communication, Language and Literacy - Reading Focus</p>
	<p>L.O: To listen attentively and respond with relevant questions.</p>	<p>LO: To recognise that Lent is a season of change. Big Question: How can we become more like Jesus?</p>	<p>LO: To understand how to make healthy choices.</p>	<p>L.O: In this unit, the children will develop and apply their ball skills and counter balance with a partner through focused thematic stories, songs and games.</p>	<p>L.O: To articulate ideas in a well formed sentence.</p>
	<p>Introduction: Listen to, 'Harry and the Bucketful of Dinosaurs.' After reading, ask the children to discuss the events of the story. Activity - To retell the story in groups using small world people and dinosaurs..</p>	<p>Discuss how Lent is a season of change. We can change to be more like Jesus. How could you change? Discuss your ideas. Activity- In RE books, children to draw how they can make a change to be more like Jesus.</p>	<p>Lesson 3: Jigsaw Piece 3 (Food, Glorious Food) I know which foods are healthy and not so healthy and can make healthy eating choices.</p>	<p>Off to the Seaside See Real PE planning</p>	<p>Activity - Give children buckets to search the outdoor area for hidden dinosaurs. Can they tell a partner where they found dinosaurs. Ie using positional language on under in. Using full sentences to explain.</p>
<p>11.45 - 11.55 Daily Worship</p>	<p>Daily Worship: Gospel. John 2: 13-25</p>	<p>Daily Worship - Ten Ten. I can pray: Sing... (To the tune of 'I hear thunder') I can pray (I can pray) Anywhere (anywhere) Put your hands together (put your hands together) Time for prayer (time for prayer)</p>	<p>Daily Worship - Songs of praise. https://www.youtube.com/watch?v=tODIA2q7Y9I</p>	<p>Daily Worship - Songs of Praise https://www.youtube.com/watch?v=uHCwσDgSgXg</p>	<p>Daily Worship - Who would you like to pray for today?</p>

Lunch 12noon - 1pm

OLC WEEKLY LEARNING PLAN (FS2)

<p>Mental health and wellbeing.</p>	<p>Zones of Regulation (15mins) Intent – To discuss feelings. Activity: Circle time – discuss how we are feeling today.</p>	<p>imoves Emotional Wellbeing Anxiety Hot spots https://platform.imoves.com/lesson/3646/297</p>	<p>Zones of Regulation Intent – To learn regulation strategies for keeping calm. Activity: Mindfulness colouring to calming music.</p>	<p>imoves Emotional Wellbeing Anxiety Hot spots https://platform.imoves.com/lesson/3646/297</p>	<p>RE Gospel activity. Listen to the Gospel and complete the activity sheet.</p>
<p>Focus Activity</p>	<p>Expressive Art & Design</p>	<p>Physical Development - PE</p>	<p>Religious Education</p>	<p>Understanding the World</p>	<p>PSED – Circle time</p>
<p></p>	<p>L.O: To experiment with joining materials.</p> <p>Activity: Lesson 3: Joining materials Exploring techniques for joining paper and card; using a range of tools and equipment; making choices about which technique to use.</p> <p>Music – Practise songs for Mother's Day.</p>	<p>L.O: To develop and refine a range of skills including: throwing a javelin, throwing a bean bag, jumping over hurdles, long jump and running.</p> <p>Activity: Talk to the children about World Women's Day and talk about our chosen sportswoman – Denise Lewis. Show the children videos of Denise competing in the heptathlon. Activity: Children to rotate around the following activities: 1: Hurdles. 2: Javelin.(using foam javelin) 3: Long jump. 4: Hurdles. 5: Sprinting 6: Shot put (using beanbag)</p>	<p>LO: To recognise that Lent is a special time of prayer</p> <p>Activity: Discuss that Lent is a special time for prayer. Discuss how we pray. Shared write- a whole class prayer for Lent.</p>	<p>LO: To learn about fossils.</p> <p>Explore the fossil powerpoint and learn about what fossils are and where they may be found.</p> <p>In groups, become palaeontologists. Using brushes, uncover the hidden fossils in our sand pit. Describe what you see.</p>	<p>L.O: To take turns and share.</p> <p>Golden Time</p>
<p>Story Time</p>	<p>L.O: To anticipate – where appropriate – key events in stories. To listen attentively and respond to what they hear with relevant questions, comments and actions when being read to and during whole class discussions and small group interactions. To make comments about what they have heard and ask questions to clarify their understanding;</p>				

Continuous provision and Independent activities

OLC WEEKLY LEARNING PLAN (FS2)

Maths Area		Expressive Arts & Design Area	Communication Language & Literacy Area	
<p>Sorting circles- how can you sort the dinosaurs?</p> <p>Using counting objects- make repeating patterns</p> <p>Dinosaur hunt – positional language.</p>	<p>Weighing different quantities of dinosaurs using the bucket scales</p> <p>Sorting dinosaurs – How can you sort them?</p> <p>Ordering dinosaur footprint numbers.</p>	<p>Print dinosaur footprints using small world figures.</p> <p>Work with a variety of collage materials – making own dinosaur egg</p> <p>Make a dinosaur skeletons using cotton buds.</p> <p>Investigate instruments, use them to create sounds alongside dinosaur stories.</p>	<p>FS2B Phonics games, Magnetic letters and cvc pictures. Can the children find the correct letters to spell the words?</p>	<p>FS2HM Big paper on floor with letters in a grid. Free choice writing using a range of writing implements</p>
			<p>LCD writing boards. Children to practise forming letters.</p> <p>Wipeboard pens, wipeboards and magic object bag – can the children take something out of the bag and use their phonic knowledge to spell the words?</p>	<p>Name writing boards – Practise name writing.</p> <p>Writing lists- shopping list, dinner list, class list?</p>
Understanding the World Area		Small World Area	Outdoor Area	
<p>Science – Find a fossil – Put sand in a tray and bury fossils. Children to use paint brushes to carefully reveal the fossils.</p> <p>Science/History: Look at the woolly mammoth skeleton in the Smithsonian Museum: https://legacy.3d.si.edu/tour/woolly-mammoth</p> <p>Play Dinosaur Discovery game IWB. https://www.bbc.co.uk/games/embed/education-ivor-dinosaur-discovery?exitGameUrl=https%3A%2F%2Fbbc.co.uk%2Fbitesize%2Farticles%2Fnc3y9q</p>		<p>Godly Play – Church. Act out a Wedding or Baptism.</p> <p>Dolls house.</p> <p>Dinosaurs.</p>	<p>Balance Bikes, trikes, chalk, building using bricks, blocks and crates.</p> <p>Easels- free choice writing/ drawing.</p> <p>Put phase 3 sounds on wall. Give children water squirters. Children to say the sound that the water hits.</p> <p>Ice cream shop – provide children with pieces of paper and pens so that they can write menus and signs for the ice cream shop.</p>	

OLC WEEKLY LEARNING PLAN (FS2)

PSED	Physical Development		
FS2HM – Snap and other turn taking board games. FS2B – Play snakes and ladders.	Finger Gym Area. FS2HM Dinosaur stencil activity. Draw around the dinosaur stencils, colour them in and cut them out.	FS2B – Peg boards and pegs.	Role Play Area – FS2B – Home corner

Communicating with school: Please direct all queries to the school office email on: office@otc.sotihull.sch.uk