

OLC WEEKLY LEARNING PLAN (FS1)



Week 3:

We are reading 'Peace at Last' by Jill Murphy. This story also supports our learning of phonics. We have been talking about different sounds we hear around school, at home and when we are out and about. You can support your child by encouraging them to listen carefully to sounds in the environment. What sounds can you hear around your home and on your way to school? Don't forget to share the sounds you hear with your friends and teachers in Nursery.



This Weekly Learning Plan shares the learning that will be taking place this week and helps you to complete it during your time at home. Each day has a variety of lessons to ensure you access the whole curriculum while at home. You will find that there may be some slides to read / share with a grown up or a video to watch. There will also be some activities to complete.



Teachers:	Mrs Sandhu-White Mrs Comerford (Whole Day) Mrs Attwood (AM)	Year:	FS1	Date:	WB:8 th January 2024
TLSAs:					
Student TLSA:					

	MONDAY	TUESDAY	WEDNESDAY	THURSDAY	FRIDAY
8.45 – 9.00am	Hang up coats, morning prayer, registration, dinner choices. Zones of regulation register. Wake up shake up.				
9.00am – 9.15am	Daily Worship Gospel	Daily Worship Meditation Prayers	Daily Worship To live as Jesus taught us	Daily Worship Song of Praise	Daily Worship Song of Praise
 9.15am – 9.30am Focus group work. 9.30am – 10.00 Continuous Provision.	Communication Language & Speaking and Listening Text: Peace At Last  LO: To retell a story.	Expressive Arts & Design LO: To safely use and explore a variety of materials, tools and techniques, experimenting with colour, design, texture, form and function.	Well-being Wednesday <i>Stay motivated when doing something challenging</i> LO: To set a goal and work towards it.	RE NE - Baptism BIG QUESTION: How do we join God's family?	PE Real PE: Train Adventure Exploring Dynamic Balance LO: To understand the term balance.

OLC WEEKLY LEARNING PLAN (FS1)

	<p>Watch/Listen: Peace At Last</p> <p>Activity: Puppets</p> <p>Use the puppets in small groups to retell the story.</p>	<p>Use different materials to complete a large cut out of Daddy Bear. What colour is his fur? Which material could we use for it?</p>	<p>Activity: Lesson 3: Jigsaw Piece 1 (Challenge)</p> <p>Ask the children if this is what they would do. What should Jigsaw Jenie do? Explain to the children how we all find something tricky but we should never give up and keep trying until we can do it.</p> <p>Questions: What would you do? How can you achieve your goal? Raise Jigsaw Jerrie Cat's paws to indicate to children that they need to PAUSE (Stop), take a deep breath in and out and feel proud of yourself. Ask the children to think of things that they find tricky. Explain to them that this is going to become their goal, and they will practise and keep trying to make it better. Write the children's ideas down to create a display. (Keep the children's goals for Piece 6.)</p>	<p>Watch: Jesus and the Children</p> <p>Activity:</p> <p>We are very important to Jesus. Share the story of Jesus and the children.</p> <p>Who was with Jesus in the story? Do you think the children were excited to be with Jesus? The story teaches us that all children are friends of Jesus and loved by him. Ask the children to think about what makes Jesus so special? At Baptism this is an important occasion when the priest shows everyone just how special we are to God. Role-play some of the parts of the Baptism ceremony with the children, emphasising how they remind us about being very special to God.</p>	<p>Activity:</p> <p>Train Adventure Exploring Dynamic Balance</p> <p>Follow the train action instructions.</p>
10.00 – 10.15	Snack time				
10.15 – 10.45	Morning play				
10.45 – 11.15	Maths	Phonics	Maths	Understanding the World Speaking & Listening	Phonics

OLC WEEKLY LEARNING PLAN (FS1)

	LO: To count to 5.	LO: To repeat sounds heard.	LO: To count 5.	LO: To begin to understand the need to respect and care for the natural environment and all living things.	LO: To repeat sounds heard.
	<p><u>Watch:</u> Numberblock 5</p> <p><u>Activity:</u> Bear cards Count how many bears are needed for each card.</p>	<p><u>Activity:</u> Bug Club – Phase 1. Unit D – The Missing Button. Phase 1 activities.</p> 	<p><u>Activity:</u> Songs about 5</p>	<p><u>Activity:</u> Where do real bears live? Share photos. What do bears eat? Share photos. Why do bears have fur? Share photos. Bear Photos Share a short video of bears in the wild- observe behaviour and the environment they live in. <u>Watch:</u> CBeebies Baby Bears Short Bear Video Bear Video</p>	<p><u>Activity:</u> Bug Club – Phase 1. Unit D – The Missing Button. Phase 1 activities.</p> 
	Nursery rhymes and songs				
	Story – Hand washing – Prayers - Lunch				
Afternoon	Continuous provision and independent activities				

OLC WEEKLY LEARNING PLAN (FS1)

<p>Continuation of morning activities and continuous provision.</p>	<p><u>Maths Area</u></p> <p>Offer this Build a Rocket Number Representation 1-10 Activity. Children can build the rockets using the pictures from the corresponding number.</p> <p>Provide 2D shape templates for children to draw around and decorate to look like a rocket?</p>	<p><u>Expressive Art & Design Area.</u></p> <p>Draw favourite parts of the story 'Peace At Last'</p> <p>Make bear biscuits</p> <p>Bear face colouring</p> <p>Paint favourite bear, deciding on shape, colour etc</p> <p>Teach the children 'We're Going On A Bear Hunt'</p> <p>Bear Hunt</p> <p>Make a bear paper plate mask</p>	<p><u>Communication Language & Literacy Area.</u></p> <p>Name tracing</p> <p>Pencil control sheets</p> <p>Make your mark! Writing wall- various mark making patterns to copy or trace over</p> <p>Large rolled out paper on the floor outside for mark making</p> <p>Chalk on the outdoor area ground</p>
	<p><u>Understanding the World</u></p> <p>Where do real bears live? Share photos. What do bears eat? Share photos. Why do bears have fur? Share photos.</p> <p>Bear Photos</p> <p>Share a short video of bears in the wild- observe behaviour and the environment they live in.</p> <p>CBeebies Baby Bears</p> <p>Short Bear Video</p> <p>Bear Video</p>	<p><u>Small World Area</u></p> <p>Set up the Bear's house small world tray. Encourage the children to use the characters and objects to act out the story.</p>	<p><u>Outdoor Area</u></p> <p>Bikes, trikes, chalk, building using bricks, tyres and crates.</p> <p>THE BIG CLEAN!</p> <p>Prepare the garden for Spring-children to help weed the garden planters, plant the bulbs.</p> <p>Clean equipment-car wash-sponges, soapy water.</p> <p>Rearrange the furniture.</p>
	<p><u>PSED</u></p> <p>Play games as a whole class then in small groups, help children take turns to play activities, like throwing bean bags into a box or building a tower and knocking it down. Start with games they can confidently play to boost their confidence. Once they have learnt turn</p>	<p><u>Finger Gym</u></p> <p>I have a little garden</p> <p>Threading</p> <p>Use of tweezers to move bottle tops, pom poms etc to create a picture or moving to different pots</p>	<p><u>Role Play Area</u></p> <p>Create a rocket in the role play area.</p> <p>Use space suits for dressing up</p> <p>Make a control pad</p> <p>Small window</p>

OLC WEEKLY LEARNING PLAN (FS1)

taking, add a new skill such as playing a dice game that involves counting.

Communicating with school

If you have any queries, please contact the school office. office@olc.solihull.sch.uk

