

## OLC WEEKLY LEARNING PLAN (FS1)



### Week 5

In the month of October we celebrate the life of our Mother Mary. This week we will be making Rosary Beads in honour of Our Lady and exploring the 'Hail Mary'. Please watch this video with your child: [Hail Mary Prayer](#)




This Weekly Learning Plan shares the learning that will be taking place this week and helps you to complete it during your time at home. Each day has a variety of lessons to ensure you access the whole curriculum while at home. You will find that there may be some slides to read / share with a grown up or a video to watch. There will also be some activities to complete.

<b>Teachers:</b>	Mrs Sandhu-White Mrs Comerford (Whole Day) Mrs Attwood (AM)	<b>Year:</b>	FS1	<b>Date:</b>	WB: 9th October 2023
<b>TLSAs:</b>					
<b>Student TLSA:</b>					

	MONDAY	TUESDAY	WEDNESDAY	THURSDAY	FRIDAY
<b>8.45 – 9.00am</b>	Hang up coats, morning prayer, registration, dinner choices. Zones of regulation register. Wake up shake up.				
<b>9.00am – 9.15am</b>	<b>Daily Worship Gospel</b>	<b>Daily Worship Meditation Prayers</b>	<b>Daily Worship To live as Jesus taught us</b>	<b>Daily Worship Song of Praise</b>	<b>Daily Worship Song of Praise</b>
 9.15am – 9.30am Focus group work. 9.30am – 10.00 Continuous Provision	<b>Communication Language &amp; Speaking and Listening</b> From Head to Toe.  LO: To enjoy listening to longer stories and remember much of what happens.	<b>Expressive Arts &amp; Design</b> LO: To develop their own ideas and then decide which materials to use to express them.	<b>Well-being Wednesday</b> Jigsaw LO: I am starting to understand children's rights and this means we should all be allowed to learn and play.	<b>RE</b> October is the month of the Rosary. LO: To understand why Catholics use Rosary Beads	<b>PE</b> <b>Real PE Unit 1: Personal</b> LO: To work on simple tasks independently. Lessons 4,5 & 6 (Over three consecutive weeks.)

OLC WEEKLY LEARNING PLAN (FS1)

	<p><u>Activity:</u></p> <p>Watch: <a href="https://www.youtube.com/watch?v=9xxyZSdYEmM">https://www.youtube.com/watch?v=9xxyZSdYEmM</a></p> <p>Which animals did we see?</p> <p>What could the elephant/lion do?</p> <p>Can you do it?</p>	<p><u>Activity:</u></p> <p>Use paper plated to create an animal from 'Head to Toe'</p> 	<p>Lesson 5: Jigsaw Piece 5 (Our Rights)</p> <p><b><i>CST Solidarity</i></b> <b><i>Big Question:</i></b> <i>How can we create and promote peace in our classroom?</i></p>	<p><u>Activity:</u></p> <p>Watch: <a href="https://www.youtube.com/watch?v=dAP4djuTShU">https://www.youtube.com/watch?v=dAP4djuTShU</a></p> <p>Children to make their own rosary beads to pray with. Using various materials from the nursery; beads, sticks 9for the crucifix) gold string.</p>	<p><u>Activity:</u></p> <p>Warm up: Pirate adventure Personal Skills I can work on simple tasks by myself. I can follow instructions and practise safely. I enjoy working on simple tasks with help. Fundamental Movement Skill Focus Static balance one leg.</p>
10.00 – 10.15	Snack time				
10.15 – 10.45	Morning play				
10.45 – 11:15	<p>Maths</p> <p>LO: Counting to 2, the 'twoness' of 2.</p> <p><u>Activity:</u> Watch: <a href="https://www.bbc.co.uk/iplayer/episode/b08c001f/numberblock-s-series-1-another-one?seriesId=b08bzg8q">https://www.bbc.co.uk/iplayer/episode/b08c001f/numberblock-s-series-1-another-one?seriesId=b08bzg8q</a> Complete Numberblock 2 sheet</p>	<p>Phonics</p> <p>LO: To think about different sounds we can make with our own voices.</p> <p><u>Activity:</u> Phase 1 Activities – Letters &amp; Sounds</p> <p>Bug Club – A Wet Walk Lesson 4.</p> <p>Animal feely bag Put a selection of toy animals that you would see on a wet walk (or animal picture cards) into a feely bag. Put your hand inside the bag and take hold of one of the</p>	<p>Maths</p> <p>LO: To listen and learn songs about the number 2.</p> <p><u>Activity</u> Number songs- number 2</p> <p>Two Little Dickie Birds: <a href="https://www.youtube.com/watch?v=QiH7o7A5hNo">https://www.youtube.com/watch?v=QiH7o7A5hNo</a></p> <p>The Animals Went In Two By Two:</p>	<p>Understanding the World Speaking &amp; Listening</p> <p>LO: To learn about the different celebrations and festivals.</p> <p><u>Activity:</u> Children to explore different images of celebrations- What is similar in the images? What is different?</p>	<p>Phonics</p> <p>LO: Further development of vocabulary and children's identification and recollection of the difference between sounds</p> <p><u>Activity:</u> Turn a box on its side with the opening facing away from the children One by one place between four and six familiar noisy items into the box, pausing to name them and demonstrate the sound each one makes Sing to the tune of 'Old MacDonald' but using your own name or one of the children's: Mrs ... has a box ee i ee i o, and in that box she has a ...</p>

OLC WEEKLY LEARNING PLAN (FS1)

		<p>animals. Make the noise the animal makes without showing the animal to the children. Children must guess which animal you are holding and copy the sounds back to you. Once you have gone through all the animals ask children to pick an animal/card from the bag and make the sound themselves. Can the other children guess which animal they have chosen?</p>	<p><a href="https://www.youtube.com/watch?v=luQjR2lsYI0">https://www.youtube.com/watch?v=luQjR2lsYI0</a></p>		<p>Stop. Gesture and ask the children to listen. Choose an item and make a noise. Children take turns to guess what is making the sound. Continue the song imitating the sound using your voice. 'with a zzz zzz here and a zzz zzz there...</p>
--	--	--	--	--	--

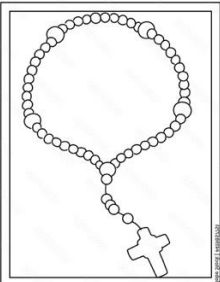
Nursery rhymes and songs

Story – Hand washing – Prayers - Lunch

**Afternoon Continuous provision and independent activities**

Continuation of morning activities and continuous provision.

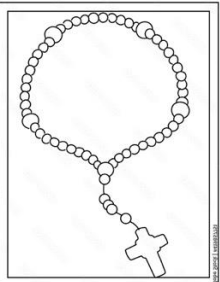

Maths Area



Use the right amount of coloured counters to create the beads. How many green beads will we need? How many brown etc?

Expressive Art & Design Area.

Colour in own rosary beads

Use pipe cleaners to create an animal from the story ' From Head to Toe' doing their unique move.

Animal masks

Communication Language & Literacy Area.

Provide children with clipboards and paper. Model how to use the clipboards indoors and outdoors:

- Construction designs
- Shopping lists
- etc...
- Name tracing.

OLC WEEKLY LEARNING PLAN (FS1)

		Junk modelling	
	<p><u>Understanding the World</u></p> <p>Zoo animals Farm animals Magnifying glasses to explore images of animals</p>	<p><u>Small World Area</u></p> <p>Begin to develop simple stories using small world equipment like animal sets, dolls and dolls houses, etc. Use the following plastic people who are similar or different to us.</p>	<p><u>Outdoor Area</u></p> <p>Bikes, trikes, chalk, building using bricks, tyres and crates. Mark making on large rolled out paper on the wall Chalk boards Large foam bricks and crates. Large wooden bricks.</p>
	<p><u>PSED</u></p> <p>Colour n a picture together in pairs Complete a puzzle with a frie Take turns in various games-snakes and ladders, musical instruments</p>	<p><u>Finger Gym</u></p> <p>Create rosary beads suing finger painting. Threading using laces and the animal threading cards Use tweezers to place the animals in the right coloured containers</p>	<p><u>Role Play Area</u></p> <p>Take part in simple pretend play, using an object to represent something else even though they are not similar. House for the role-play area Dressing up- different animal costumes.</p>

**Communicating with school**

If you have any queries, please contact the school office. [office@olc.solihull.sch.uk](mailto:office@olc.solihull.sch.uk)