



OLC WEEKLY LEARNING PLAN (FS2)




Hello Children, we hope that you had a lovely time celebrating Easter with your families. We will be thinking about the Easter story and the wonderful news that Christ is risen. We are very excited to be starting our new topic – Creatures and Habitats. This week we will be meeting a little boy called Errol who wants to create a special garden. We will also be learning about the special Muslim celebration of Eid al-Fitr.


Teachers: TLSAs:	Mrs Monington / Mrs Haycock, Miss Bailey Mrs Gibbons (FS2HM) Mrs Hull (FS2B) AM Mrs Martinez (FS2B) PM	Year:	FS2	Date:	WB 8th April 2024
-----------------------------	--	--------------	-----	--------------	-------------------

	MONDAY	TUESDAY	WEDNESDAY	THURSDAY	FRIDAY
 Phonics	LO – To say the sound for each digraph: Practise reading and spelling words.				
	Recap phase 3 phoneme: ai. Spell: snail Extension sentence: A big snail.	Recap phase 3 phoneme: ee. Spell: seed. Extension sentence: A seed in a pot.	Recap phase 3 phoneme: igh. Spell: high. Extension sentence: Up on a high roof.	Recap phase 3 phoneme oa. Spell: coat. Extension sentence: Put on a raincoat.	Read phase 3 tricky words.
 Mathematics Power Maths. Unit 14. Counting on and counting back. Week 1. This week, children will learn how to count on from a given number in order to add. Children will use the first, then, now structure to identify what number they are counting on from, and how many they are counting on.	Learning focus Counting fluently to 10.	Learning focus Counting on (1)	Learning focus Counting on (2)	Learning focus Applying a first, then, now story structure to adding by counting on	Learning focus Creating addition stories to practise flexible counting on

OLC WEEKLY LEARNING PLAN (FS2)

 <p>https://www.youtube.com/watch?v=96V4WtFc4K8</p>	Communication, Language and Literacy	RE	Wellbeing Wednesday PSHE Jigsaw	Physical Development PE in hall Real PE	Communication, Language and Literacy - Reading Focus
	L.O: To learn new vocabulary. To engage in story times.	LO: To know that Jesus is Risen. Know that God Our Father brought Jesus back to life. Know that Jesus is alive today. Be able to retell and discuss in simple terms the events of Easter Sunday.	LO: I can identify some of the jobs I do in my family and how I feel like I belong.	L.O: To develop coordination and ball skills.	L.O: To know the phoneme for each phase 2&3 grapheme.
	Introduction: Listen to, 'Errol's Garden.' After reading, ask the children to discuss the events of the story.	Introduction- Read The Easter Story. Discuss the events. Activity - Draw a picture of the risen Christ. Display on board in classroom. Children to answer the Big Question: How did you feel when you knew that Jesus had risen?	Lesson 1: Jigsaw Piece 1 (My Family and Me) See Jigsaw plan.	Coordination - Clown Ball skills. See Real PE planning	
11.45 – 11.55 Daily Worship	Daily Worship: Gospel.	Daily Worship – Ten Ten. I can pray: Sing... (To the tune of 'I hear thunder') I can pray (I can pray) Anywhere (anywhere) Put your hands together (put your hands together) Time for prayer (time for prayer)	Daily Worship – Songs of praise. https://www.youtube.com/watch?v=ODIA2q7Y9I	Daily Worship – Songs of Praise https://www.youtube.com/watch?v=uHCwoDgSgXg	Daily Worship – Who would you like to pray for today?
Lunch 12noon – 1pm					
Mental health and wellbeing.	Zones of Regulation (15mins) Intent – To discuss feelings. Activity: Circle time – discuss how we are feeling today.	imoves Emotional Wellbeing Anxiety Hot spots https://platform.imoves.com/lesson/3646/297	Zones of Regulation Intent – To learn regulation strategies for keeping calm. Activity: Mindfulness colouring to calming music.	imoves Emotional Wellbeing Anxiety Hot spots https://platform.imoves.com/lesson/3646/297	RE Gospel activity. Listen to the Gospel and complete the activity sheet.
Focus Activity	Expressive Art & Design (D&T)	Physical Development - PE	Religious Education	Understanding the World	Music - Kapow

OLC WEEKLY LEARNING PLAN (FS2)

	<p>L.O: To develop threading and weaving skills.</p>	<p>L.O: Move energetically, such as running, jumping, dancing, hopping, skipping and climbing.</p>	<p>L.O: To be able to retell and discuss in simple terms the events of Easter Sunday.</p>	<p>L.O: Explore the natural world around them, making observations and drawing pictures of animals and plants.</p>	<p>Kapow Moving to Music Lesson 1 - Action Songs</p> <ul style="list-style-type: none"> •To listen to the lyrics and melody: “Teddy Bear’s Picnic” by John Walter Bratton and Jimmy Kennedy and recall part of the story. •To move to music with instruction, changing movements to match the tempo, pitch or dynamic of the piece. •To talk about how a piece of music makes you feel.
	<p>Activity: Kapow Making Bookmarks Lesson 1 - Exploring threading and weaving</p>	<p>Activity: Set up a carousel of activities outside.</p> <ol style="list-style-type: none"> 1. Hurdles. 2. Skip in and out of the cones. 3. Jump from one spot to another. 4. Run from one line to another. <p>Understanding the World</p> <p>L.O: To learn about the Muslim celebration of Eid al-Fitr. Activity: Watch https://www.youtube.com/watch?v=gN1ZECt8k-c Discuss the similarities and differences between different religious and cultural communities - How is Lent similar to Ramadan? (Prayer, fasting & giving to charity)</p>	<p>Introduction: Discuss the Easter story. Activity: Write a sentence about the Easter story.</p>	<p>Introduction: Recall the story of Errol's Garden. What did it look like when it was finished? Activity: Take the children to the school garden. What can they see? Does the garden look like Errol's garden? Why not? What can we do to make the garden look better? Allow the children to explore. Discuss the things that they can see growing. Are there any creatures? Take photographs of the garden. Take the children back to the class to draw a picture of what they would like the school garden to look like.</p>	<p>Whole school Golden Time.</p>
<p>Story Time</p>	<p>L.O: To anticipate – where appropriate – key events in stories. To listen attentively and respond to what they hear with relevant questions, comments and actions when being read to and during whole class discussions and small group interactions. To make comments about what they have heard and ask questions to clarify their understanding;</p>				
<p>Characteristics of Effective Learning</p>	<p>Playing and exploring • finding out and exploring • using what they know in their play • being willing to have a go.</p> <p>Active learning • being involved and concentrating • keeping on trying • enjoying achieving what they set out to do.</p> <p>Creating and thinking critically • having their own ideas • using what they already know to learn new things • choosing ways to do things and finding new ways</p>				

Continuous provision and Independent activities

Maths Area	Expressive Arts & Design Area	Communication Language & Literacy Area
------------	-------------------------------	--

OLC WEEKLY LEARNING PLAN (FS2)

<p>Ten frames, flower buttons, wipe board and dry wipe pens - Create addition sums based on what is in the ten frame.</p> <p>0 - 9 number formation.</p>	<p>Pin up a giant piece of paper. Provide children with collage materials to create flowers. Encourage all children to contribute to make a collaborative picture.</p> <p>Flower printing – Provide children with flower printing blocks and paint for them to use to print a flower picture.</p>	<p>Pictures of Errol's Garden - Children to write a sentence based on the picture.</p> <p>Wipe boards and dry wipe pens - practise name writing.</p> <p>Label the pictures of things found in a garden.</p> <p>Story corner. Provide the children with a range of books with garden pictures for them to read and discuss with a friend.</p>
<p>Understanding the World Area</p> <p>Science – Provide children with tomatoes, little tubs and compost. Children to work together to dissect a tomato and extract the seeds. What do they think the seeds will need to make them grow?</p> <p>Geography - Errol lives in a tower block of flats. Look at pictures of different types of homes. Put Google Earth on the IWB for children to look at the different types of houses in our area.</p>	<p>Small World Area</p> <p>Godly Play – The Easter story - Children to retell the Easter story with a friend.</p> <p>Dolls house.</p> <p>Lego / duplo. Build different types of houses.</p>	<p>Outdoor Area</p> <p>Balance Bikes, trikes, chalk, building using bricks, blocks and crates.</p> <p>Provide children with ribbons to weave in and out of the fence.</p> <p>Put letters s a t p i n on wall. Give children water squirter. Children to say the sound that the water hits.</p> <p>Ice cream shop – provide children with pieces of paper and pens so that they can write menus and signs for the ice cream shop.</p>
<p>PSED</p> <p>Play snakes and ladders.</p> <p>Make jigsaws together.</p>	<p>Physical Development</p> <p>Finger Gym Area. Draw around flower stencils and cut them out.</p> <p>Make tissue flowers.</p>	<p>Role Play Area – FS2B – Home corner FS2HM - Create a Garden Centre.</p>

OLC WEEKLY LEARNING PLAN (FS2)

Communicating with school: Please direct all queries to the school office email on: office@olc.solihull.sch.uk

